



# Spotlight

Student's Book

Virginia Evans  
Jenny Dooley  
Nadezhda Bykova  
Marina Pospelova

3



Express Publishing



PROSVESHCHENIYE  
PUBLISHERS

# АНГЛИЙСКИЙ



в фокусе



## АНГЛИЙСКИЙ ЯЗЫК

3 класс

Учебник

для общеобразовательных учреждений

Рекомендовано  
Министерством образования и науки  
Российской Федерации

Москва  
Express Publishing  
«Просвещение»  
2012

УДК 373.167.1:811.111  
ББК 81.2Англ-922  
А64

Серия «Английский в фокусе» основана в 2006 году.

На учебник получены положительные заключения Российской академии наук (№ 10106-5215/432 от 01.11.2010 г.) и Российской академии образования (№ 01-5/7д-608 от 20.10.2010 г.).

**Авторы:** Н. И. Быкова, Д. Дули, М. Д. Поспелова, В. Эванс

**Authors:** Virginia Evans, Jenny Dooley, Nadezhda Bykova, Marina Pospelova

## Acknowledgements

### Authors' Acknowledgements

We would like to thank all the staff at Express Publishing who have contributed their skills to producing this book. Thanks are due in particular to: Meryl Phillips (Editor-in-Chief); Julie Rich (senior editor); Nina Peters and Rianna Diamond (editorial assistants); Alex Barton (senior production controller) and the Express Publishing design team. We would also like to thank those institutions and teachers who piloted the manuscript, and whose comments and feedback were invaluable in the production of the book.

Colour Illustrations: Pan, Stone.

**While every effort has been made to trace all the copyright holders, if any have been inadvertently overlooked the publishers will be pleased to make the necessary arrangements at the first opportunity.**

**Английский язык.** 3 класс : учеб. для общеобразоват. учреждений / [Н. И. Быкова, А64 Д. Дули, М. Д. Поспелова, В. Эванс]. — М. : Express Publishing : Просвещение, 2012. — 178 с. : ил. — (Английский в фокусе). — ISBN 978-5-09-028968-9.

Учебник является центральным элементом учебно-методического комплекта серии «Английский в фокусе» для 3 класса общеобразовательных учреждений. Отличительной особенностью УМК является модульное построение учебника, наличие аутентичного материала о России, заданий, соответствующих требованиям международных экзаменов, готовящим постепенно к итоговой аттестации учащихся за курс начальной школы. Учебник получил положительные заключения РАО и РАН на соответствие Федеральному государственному образовательному стандарту начального общего образования.

УДК 373.167.1:811.111  
ББК 81.2Англ-922

## Учебное издание

### Серия «Английский в фокусе»

**Быкова** Надежда Ильинична

**Дули** Дженни

**Поспелова** Марина Давидовна

**Эванс** Вирджиния

## Английский язык

### 3 класс

### Учебник для общеобразовательных учреждений

Центр группы германских языков

Руководитель Центра *В. В. Копылова*

Зам. руководителя Центра по проектам *И. Н. Темнова*

Руководитель проекта *Ю. А. Смирнов*

Выпускающий редактор *М. А. Семичев*


Редакторы *А. А. Каплина, Ю. А. Смирнов*

Корректоры *Н. Д. Цухай, И. Б. Окунева*

Налоговая льгота — Общероссийский классификатор продукции ОК 005-93 - 953000. Изд.лиц. Серия ИД № 05824 от 12.09.01. Подписано в печать 16.04.12. Формат 60x90/8. Бумага мелованная. Гарнитура Прагматика. Печать офсетная. Уч.-изд. л. 25,2. Тираж 50 000 экз. Заказ № 1190.

Открытое акционерное общество «Издательство «Просвещение». 127521, Москва, 3-й проезд Марьиной роши, 41.

Express Publishing. Liberty House, New Greenham Park, Newbury, Berkshire RG19 6HW Tel.: (0044) 1635 817 363 Fax: (0044) 1635 817 463 e-mail: [inquiries@expresspublishing.co.uk](mailto:inquiries@expresspublishing.co.uk) <http://www.expresspublishing.co.uk>

Отпечатано в полном соответствии с качеством предоставленных издательством материалов в ОАО «Тверской ордена Трудового Красного Знамени полиграфкомбинат детской литературы им. 50-летия СССР». 170040, г. Тверь, проспект 50 лет Октября, 46. 

ISBN 978-5-09-028968-9

© Express Publishing, 2012

© Издательство «Просвещение», 2012

Все права защищены

# Spotlight 3

## Student's book

Starter Unit	Welcome back!	p. 4
Module 1	School days!	p. 9
Module 2	Family moments!	p. 25
Module 3	All the things I like!	p. 41
Module 4	Come in and play!	p. 57
Module 5	Furry friends!	p. 73
Module 6	Home, sweet home!	p. 89
Module 7	A Day off!	p. 105
Module 8	Day by day!	p. 121
Merry Christmas, everybody!		p. 138
Mother's Day		p. 140
Spotlight on Russia		p. 142
Further Reading Practice		p. 150
Further Writing Practice		p. 156
Further Speaking Practice		p. 162
Grammar Reference		p. 166
Phonetics		p. 171
Word List		p. 172

# Contents

## Starter Unit - Welcome back! (pp. 4-8)

### Module 1 - School days! (pp. 9-20)

In this module you will...

learn, read and talk about...	learn how to...	practise...	write...
Larry and Lulu's first day at school and their new friends, numbers 1-20, school items & subjects, shapes, schools in the UK	<ul style="list-style-type: none"> <li>identify school items</li> <li>spell names</li> <li>talk about school subjects</li> <li>give commands</li> <li>pronounce /i:/ and /e/</li> </ul>	<ul style="list-style-type: none"> <li>the present simple of the verb 'to be'</li> <li>imperative</li> </ul>	<ul style="list-style-type: none"> <li>about yourself</li> </ul>

Now I know (pp. 22-23)

### Module 2 - Family moments! (pp. 25-37)

In this module you will...

learn, read and talk about...	learn how to...	practise...	write...
family members, famous paintings, families	<ul style="list-style-type: none"> <li>introduce family members</li> <li>pronounce /ei/ and /æ/</li> </ul>	<ul style="list-style-type: none"> <li>possessive adjectives</li> <li>plurals (-s)</li> </ul>	<ul style="list-style-type: none"> <li>about your family</li> </ul>

Now I know (pp. 38-39)

### Module 3 - All the things I like! (pp. 41-53)

In this module you will...

learn, read and talk about...	learn how to...	practise...	write...
the children's food preferences, British favourite food	<ul style="list-style-type: none"> <li>identify food and drink</li> <li>express likes and dislikes</li> <li>order food</li> <li>pronounce /aɪ/ and /ɪ/</li> </ul>	<ul style="list-style-type: none"> <li>the present simple</li> <li>some - any</li> </ul>	<ul style="list-style-type: none"> <li>a note to your mother</li> </ul>

Now I know (pp. 54-55)

### Module 4 - Come in and play! (pp. 57-69)

In this module you will...

learn, read and talk about...	learn how to...	practise...	write...
Larry, Lulu and Betsy's toys, things in a room, popular fairy tales, Tesco superstores	<ul style="list-style-type: none"> <li>talk about possession</li> <li>identify rooms and furniture</li> <li>pronounce /oʊ/ and /ɒ/</li> </ul>	<ul style="list-style-type: none"> <li>a - an</li> <li>this/that - these/those</li> <li>the possessive case</li> </ul>	<ul style="list-style-type: none"> <li>about your room</li> </ul>

Now I know (pp. 70-71)

### Module 5 - Furry friends! (pp. 73-85)

In this module you will...

learn, read and talk about...	learn how to...	practise...	write...
the children's trip to Snowdonia, animals and parts of the body, reptiles and mammals, emus	<ul style="list-style-type: none"> <li>describe parts of the body</li> <li>describe animals</li> <li>express ability</li> <li>talk about age</li> <li>pronounce /aɪ/ and /i/</li> </ul>	<ul style="list-style-type: none"> <li>the verb 'have got'</li> <li>adjectives</li> <li>irregular plurals</li> <li>the verb 'can'</li> <li>numbers 20-50</li> </ul>	<ul style="list-style-type: none"> <li>about your or your friend's pet</li> </ul>

Now I know (pp. 86-87)

### Module 6 - Home, sweet home! (pp. 89-101)

In this module you will...

learn, read and talk about...	learn how to...	practise...	write...
Larry and Lulu's grandparents from Australia, rooms and things in a house, family crests, houses in Britain	<ul style="list-style-type: none"> <li>talk about location</li> <li>pronounce /ʌ/ and /ʌ/</li> </ul>	<ul style="list-style-type: none"> <li>prepositions of place</li> <li>there is/are</li> <li>plurals (-es, -ies, -ves)</li> </ul>	<ul style="list-style-type: none"> <li>about your house/flat</li> </ul>

Now I know (pp. 102-103)

### Module 7 - A Day off! (pp. 105-117)

In this module you will...

learn, read and talk about...	learn how to...	practise...	write...
the children's activities on King's Park Day, hobbies, popular children's races in the USA	<ul style="list-style-type: none"> <li>describe actions happening now</li> <li>talk about free-time activities</li> <li>pronounce /ŋ/ and /n/</li> </ul>	<ul style="list-style-type: none"> <li>the present continuous</li> <li>like + -ing</li> </ul>	<ul style="list-style-type: none"> <li>about a day in the park</li> </ul>

Now I know (pp. 118-119)

### Module 8 - Day by day! (pp. 121-133)

In this module you will...

learn, read and talk about...	learn how to...	practise...	write...
daily routines, days of the week, time, time zones around the world, popular American cartoons	<ul style="list-style-type: none"> <li>describe daily routines</li> <li>tell the time</li> <li>pronounce /s/, /k/ and /tʃ/</li> </ul>	<ul style="list-style-type: none"> <li>the present simple (daily routines)</li> <li>prepositions of time</li> </ul>	<ul style="list-style-type: none"> <li>about what you do on Saturdays or Sundays</li> </ul>

Now I know (pp. 134-135)

Merry Christmas, everybody! (pp. 138-139)

Mother's Day (pp. 140-141)

Spotlight on Russia (pp. 142-149)

Further Reading Practice (pp. 150-155)

Further Writing Practice (pp. 156-161)

Further Speaking Practice (pp. 162-165)

Grammar Reference (pp. 166-170)

Phonetics (p. 171)


Word List (pp. 172-177)

# Welcome back!

1 Read and write their names.

Hello, I'm ... .  
Nice to see you again!



Hello, I'm ... and this is ... .  
Welcome back!



Hello, everyone! I'm ... !

2 Chit-Chat

Hello, Rosie! Nice to see you again!

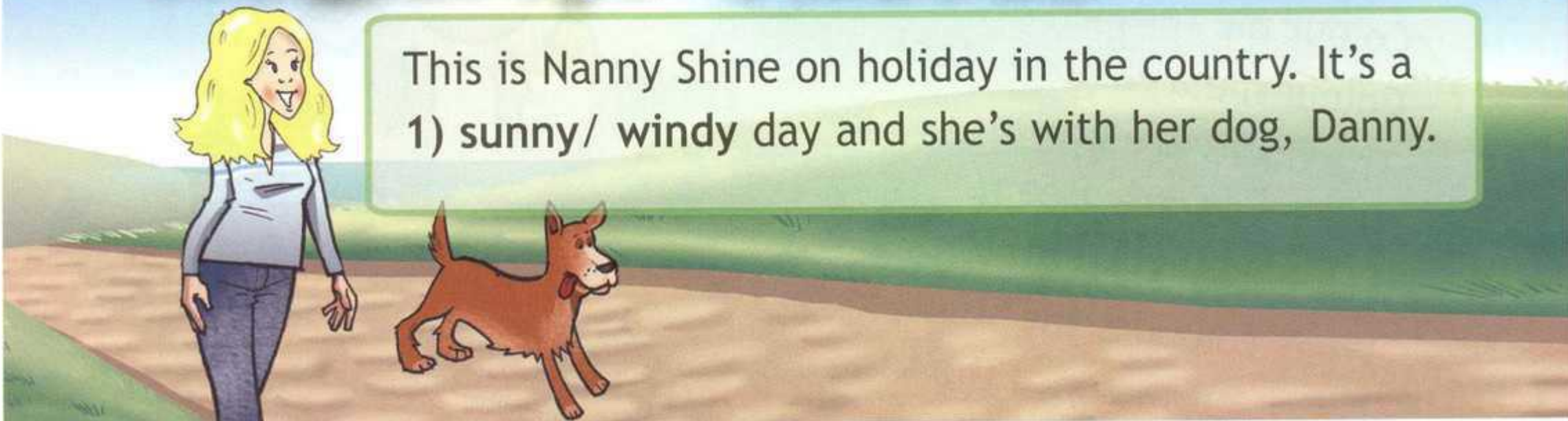


Hello, Jake! Nice to see you too!

1 Look, read and choose.




## HOLIDAYS PHOTOS



This is Nanny Shine on holiday in the country. It's a  
1) **sunny/ windy** day and she's with her dog, Danny.



This is Larry on holiday. He is at camp. It's  
2) **hot/ raining!**




This is me on holiday at the seaside. It's a very 3) **hot/ cold** day and we're all having lots of fun! I love holidays!

2 Show holiday photos to your class and talk about them.



3  Listen and sing along!

Colour me **red**, colour me **blue**,  
 Colour me a rainbow, too!  
 The ducks are **brown**,  
 The books are **green**,  
 The pencil case is **pink**.  
 What colour is the sun today?  
 It's a **yellow** sun, I think!




4  Fun with colours!

Work in pairs.  
 Student A: Read the word.  
 Student B: Say the colour.

Black  
 Pink  
 Yellow  
 White  
 Brown  
 Pink  
 Green  
 Red  
 Blue  
 Green  
 Yellow  
 White  
 Red  
 Blue  
 Black  
 White  
 Yellow  
 Red  
 Red

3  Let's play!

Everyone with brown shoes, change seats!



4 Chit-Chat

A: My name's Joyce. That's J-O-Y-C-E.

B: Hi, Joyce. What's your phone number?

A: My phone number is 567 789 091.



b

5



Let's play!

Teacher: I spy with my little eye something beginning with c.

Student: Chair!



# Module 1

Units 1-2

## SCHOOL DAYS!

In this module you will ...

● learn, read and talk about ...

- Larry and Lulu's first day at school
- school items
- school subjects

● practise ...

- identifying school items
- numbers 1-20
- talking about school subjects
- commands



*Schools in the UK!*



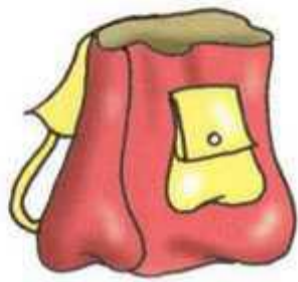
# 1 a

# School again!

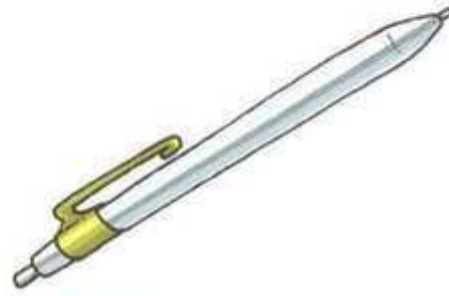
1  Listen and repeat.



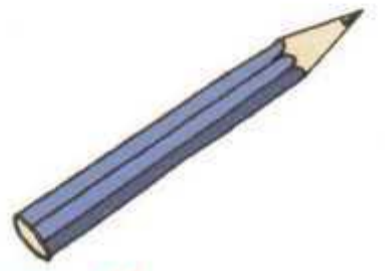
school



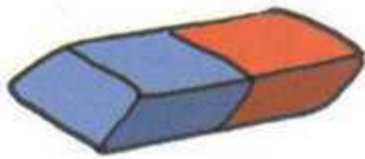
school bag



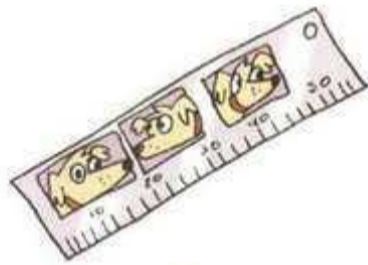
pen



pencil



rubber



ruler



book



pencil case

2 Chit-Chat

What's this?

It's a school bag!



3  Let's play!


What's your name?

M - A - Y - A

Ah! Maya!



## 4 Listen and read.



5 Read again and choose the names.  
 Lulu, Larry, Betsy, Maya, Paco, Chuckles.

1



Sing along!

One, two, three, four,  
Time to go to school once more!



Five, six, seven, eight,  
Get your school bag, don't be late!

Nine, ten, get your pen.  
Come with me, it's school again!



2



Listen and repeat. Then count and say.

11 = eleven

12 = twelve

13 = thirteen

14 = fourteen

15 = fifteen

16 = sixteen

17 = seventeen

18 = eighteen

19 = nineteen

20 = twenty

a 1+8

b 3+7

c 8+7

d 10+9

e 9+5

f 3+5


g 9+11

h 2+2

i 9+4

j 9+2

a One plus eight is nine.


3  Listen and repeat.

Ee

PE is a lot of fun for me.



Ten red pens are on the desk.



4 Copy the table and complete it.

three, yellow, pen, see, we, teddy, tree, pencil, desk, she

/i:/	/e/

5  Let's play!

**Number Bingo**

<del>5</del>	<del>1</del>	<del>2</del>	13
7	9	<del>8</del>	<del>4</del>
12	<del>7</del>	10	<del>20</del>

**Bingo**



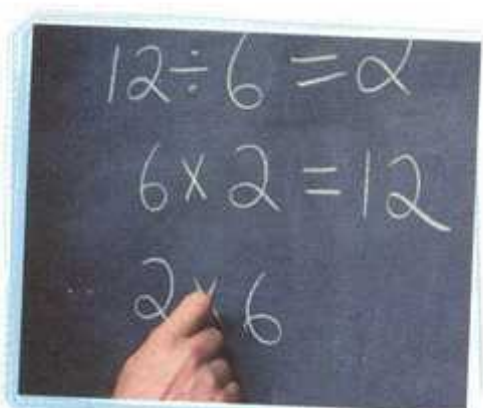
# 2 a

# School subjects

1  Listen and repeat.




English



Maths



Geography



PE



History



Science



Art



Music

2 Which subjects do you have at school? Are they the same or different?

We have ... .

We don't have ... .

3 Chit-Chat

A: What's your favourite subject?

B: Art. What about you?

A: I like Music.

#### 4 Read and say.

- |  |                       |
|--|-----------------------|
| 1 I am Bob.<br><b>I'm Bob.</b>                   | 4 I'm in year 8.      |
| 2 What's your name?<br><b>What is your name?</b> | 5 What is this?       |
| 3 He's 12.                                       | 6 My name is Peter.   |
|  | 7 They are at school. |
|  | 8 It's a ruler.       |



I am Mike.  
I'm Mike.

#### 5 Read and answer the questions.

Get Msg Write Msg Reply File Delete Stop Print

Hello,  
My name's Larry and I'm 9. I'm in Year 5 at school. I like History, PE and Maths, but my favourite subject is Art.  
What about you?  
Larry

- 1 How old is Larry?
- 2 What year is he in at school?
- 3 What's Larry's favourite subject?

#### 6 Portfolio: Now write an e-mail about yourself.

#### 7 Let's play!

- A: Guess the subject!  
B: Music!



## 1 Look, read and match.



- 1 Stand up!
- 2 Sit down!
- 3 Open your book!
- 4 Close your book!
- 5 Clap your hands!
- 6 Stamp your feet!

## 2 Sing along!



Come on, everybody!


Come on, everybody,  
Stand up, stand!  
Stamp your feet  
And clap your hands!

Come on, everybody,  
Sit down, sit!  
Clap your hands  
And stamp your feet!



# Fun at school

## Fun with Numbers!



3 Read the example and have fun with numbers!

### what to do

- Choose a number (1-7)
- Add (+) five
- Add four
- Take away (-) two
- Add six
- Take away the first number
- Answer

### example

7
12
16
14
20
(-7)
13


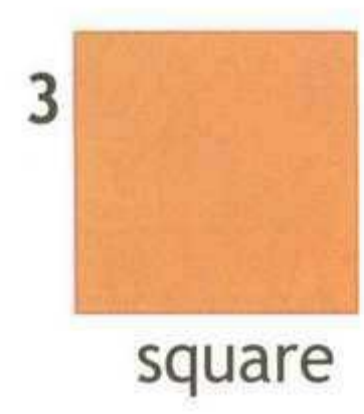
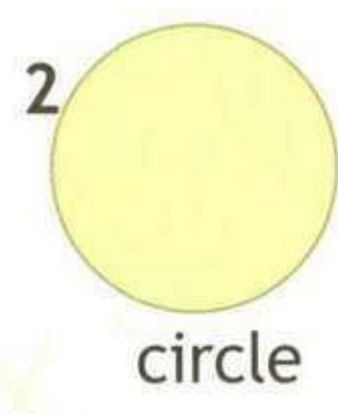
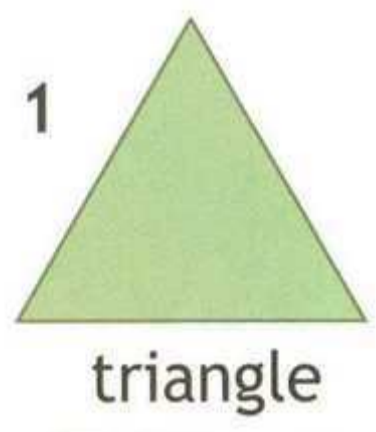
### your turn!

2
5
16
15
18
8
9

### try again with a new number

6
7
13
15
8
20
1

4 Match the pictures to the correct shapes.






# The TOY SOLDIER


**Daddy:** Here's a toy  
For my little boy.  
A toy soldier for you  
And his jacket is blue!

**William:** Thank you, Daddy!  
He's very nice -  
He's got dark hair  
And big brown eyes!



**Daddy:** And what have I got  
For my little Rose?  
A ballerina -  
She can dance on her toes!

**Rose:** Thank you, Daddy!  
She's beautiful too!  
She's got a pretty pink skirt  
And pretty pink shoes!



# Activities Module 1

## The Toy Soldier

1 Read and say **yes** or **no**.

- 1 William has got a toy soldier. *yes*
- 2 The toy soldier has got big green eyes. *no*
- 3 The toy soldier has got a black jacket. *no*
- 4 The ballerina can dance on her toes. *yes*
- 5 Rose has got pretty pink shoes. *no*

2 Copy the 'Thank you' letters and complete them.

Dear ...  
Thank you for my new ...  
He's very nice!  
Love,  
... *Robert Hill*

Dear ...  
Thank you for my new ...  
She's beautiful!  
Love,  
...



## Schools in the UK!

1 Read and find the age.

Many children in the UK start nursery school at the age of three or four. All children start primary school when they are five and spend six years there. Some children in primary schools wear uniforms.



Name of school	Age
Nursery school	
Primary school	



# Now I know

## Vocabulary

1 Look and write. (15 points)

e.g.



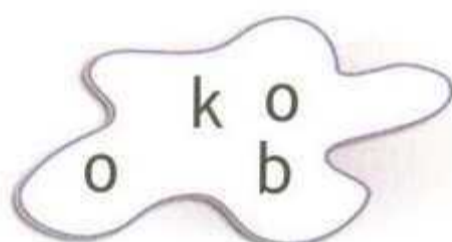
school




1



book



2



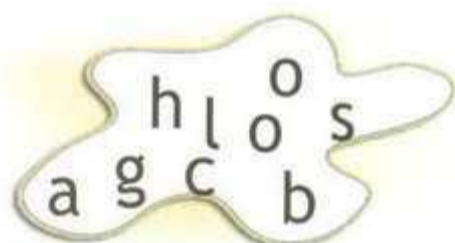
ruler



3



school bag



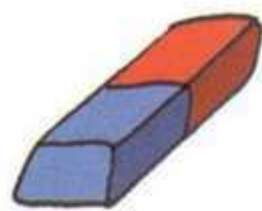
4




pencil



5



rubber



	15
--	----

2 Look and write. (30 points)

e.g.

13

thirteen

20

twenty

18

eighteen

3

11

eleven

4

14

fourteen

5

15

fifteen

6

12

twelve

	30
--	----

## Grammar

3 Read and choose. (20 points)

- A What your name?  
B What's your name?
- A What's this?  
B What this?
- A This my pet, Jessie.  
B This is my pet, Jessie.
- A It a pen.  
B It's a pen.

	20
--	----

## Communication

4 Read and answer about yourself. (15 points)

- 1 What's your name? *My name is*
- 2 How old are you? *I am 9*
- 3 What's your favourite subject? *I like PE*


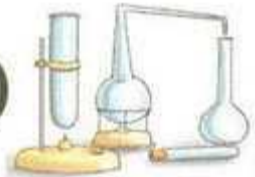

	15
--	----



## Reading and Writing

5 Read and write the names of the school subjects. (20 points)

Hello,

My name's Tim. I'm in Year 6 at school.

I like 1)  *4+3=?* *Maths* ..., 2)  *science* ..., 3)  *Art* ... and

4)  *Geography* ..., but my favourite subject is 5)  *Music*

What about you?

Tim

	20
--	----

Total		100
-------	--	-----


## Now I can ...

- 1 talk about my school
- 2 count 1-20
- 3 write about school subjects

# Arthur + Rascal



1 Hello. My name's Arthur.



2 Hi! I'm Rascal. I live with Arthur.



3 And my name's Tricksy! I live next door!

# Module 2

Units 3-4

## FAMILY MOMENTS!

In this module you will ...

➔ learn, read and talk about ...

- family members

➔ practise ...

- talking about families




*Families near and far!*



# 3 a

# A new member!

1  Listen and point. Then sing along.






2 Look and say.



Look! This is my grandma, Rosie!

## 3 Listen and read.



## 4 Read again and choose.

Chuckles has got a **teddy**/chimp.



This is **my** big brother. **His** name is Ron.

I - my

it - its

you - your

we - our

he - his

you - your

she - her

they - their

**1** Read and choose.

Tom: What's this?

Sam: It's a photo of my family. Look! This is **1) my/her** brother.

Tom: What's **2) his/her** name?

Sam: Ron. He's ten.

Tom: Who's this?

Sam: Oh, that's my sister, Pam.

Tom: Is this **3) your/my** dad?

Sam: Yes, it is. His name is Dan.

Tom: Who's she?

Sam: She's my mum. **4) His/Her** name is Anna.

Tom: Who are they?

Sam: My grandma and my grandpa. **5) Your/Their** names are Lara and Bob.

**2** Look and say.

This is my big sister. Her name is Carin.



Carin



Stella



Winston




Anita




Errol



Simon



Bubbles

3  Listen and repeat.

Aa

A happy family is in the hat.



Take a cake, Kate.



4 Copy the table and complete it.

name, cake, flag, late, lamp, bag, table, grandma, baby, nanny

/eɪ/	/æ/

5  Let's play!

Who's she?



What's her name?



She's my mum.




Her name's Anna.




# 4 a

# A happy family!

1  Listen and repeat.

## The Shine Family



**grandmother**  
(Meg)

**grandfather**  
(Harry)

**father**  
(Peter)

**mother**  
(Sara)

## 2 Chit-Chat

A: Who's Meg?

B: Her grandmother.



What is it? It's a toy soldier.

What are they? They're ballerinas.

## 3 Look, read and say.

1 They're yellow. What are they?

**They're boats.**

2 It's pink. What is it?

**It's a ballerina.**

3 They're blue. What are they?

4 It's green. What is it?

5 They're red. What are they?

6 They're brown. What are they?



## 4 Read and choose.

Hello, I'm 1) **Larry/Paco**. This is my mother and 2) **father/brother**. Their names are Sophia and Carlos. Hector is my big 3) **brother/sister** and Anna is my little sister. This is my grandmother and this is my 4) **mother/grandfather**. We are a happy family!



## 5 Portfolio: Now write about your family.

## 6 Let's play!

I'm Grandmother Blue. Who are you?

I'm Mr Green!



1 Say the words in the plural.

1 chair

2 duck

3 bed

4 boat

5 candle

6 burger

7 mask

8 banana

9 book

10 boy

11 girl

12 puppet

2 Say the sentences in the plural.

1 I am a boy.

**We are boys.**

2 The piano is black.

3 She is a ballerina.

4 It is a bird.

5 He is a teacher.

3



Sing along!


# My Happy Family!

Come to my house and see  
My happy family!  
My mum and dad,  
My brother Brad  
And my sister Rosie Lee!



My mum is very pretty,  
My dad is big and tall.  
Rosie Lee's a baby  
And she is very small!

Come to my house and see  
My happy family!  
Brad is eight  
And he's great!  
We're as happy as can be!



## Paint it Blue!





4 These are paintings by Picasso. What colour are they?  
Read and choose:

a) red

b) yellow

c) blue



5 Look at the paintings again. What's the best title for each one? Read and choose.

### Picture A

- 1 Boy and Dog
- 2 In the Street

### Picture B

- 1 A Happy Family
- 2 Mother and Child

6 Choose one colour you like. Paint your own picture.



# The TOY SOLDIER

**Narrator:** And now it is  
The end of the day.  
Time for the toys  
To come out and play.


**Ted:** Hello, I'm Ted.  
I'm a teddy bear.

Look, my friends  
Are over there!  
That's Dolly the doll  
And Jack in his box  
And Pip the puppet -  
One of William's socks!



**Sam:** I'm Sam, the toy soldier.  
How do you do?  
It's very nice  
To meet all of you!

**Bella:** And my name's Bella.  
Hello, everyone!  
I like it here,  
It's lots of fun!



# Activities Module 2

## The Toy Soldier

1 Look, read and match.



- a Dolly
- b Pip
- c Sam
- d Ted
- e Bella

2 Copy and complete.


I'm Sam the ... . How do ... ?

And my ... Bella. ..., everyone!



## Families near and far!

Hello! I'm Sam Adams. I'm from the UK. Meet my family! This is my mum, Laura, and my dad, Chris. Can you see my little sister, Patti? She's only one!



This is my grandma and this is my grandpa. Their names are Jack and Becky. They live in Australia.



**1** Read and say **yes** or **no**.

- 1 Sam is from Australia.
- 2 His sister is one.
- 3 Chris is his grandfather.
- 4 Jack and Becky live in the UK.



# Now I know

## Vocabulary

1 Look, read and complete. (20 points)

t e f d a g  
n r a r h

s r e t i s

e f h a t r

r d o g n t r  
a m e h

r e h t b r o



	20
--	----

## Grammar

2 Read and choose. (15 points)

- 1 This is my fish. **Its/Your** name is Bubbles.
- 2 **She/Her** name is Lulu.
- 3 This is my father. **Her/His** name is Roger.
- 4 Look at **its/our** friends, Paco and Maya!
- 5 This is my grandmother. **Her/His** name is Anna.

	15
--	----

3 Read and complete: **is, are**. (15 points)

- 1 It ... a book.
- 2 They ... not ducks.
- 3 ... they rubbers?
- 4 This ... not my school.
- 5 Who ... she?

	15
--	----

4 Write the plurals. (10 points)

- 1 ruler      2 pen      3 book      4 rubber      5 pencil

	10
--	----

## Communication

### 5 Read and match. (20 points)


- |                         |                      |
|-------------------------|----------------------|
| 1 What's this?          | a My big sister.     |
| 2 Who's she?            | b They're books.     |
| 3 What are they?        | c No, it's a teddy.  |
| 4 Who's he?             | d My little brother. |
| 5 Is it a little chimp? | e It's a rubber.     |

	20
--	----

## Reading and Writing

### 6 Look and read. Then write the names in your notebooks. (20 points)

Hello, I'm 1) ... . This is my mother and father. Their names are 2) ... and 3) ... . 4) ... is my big sister and 5) ... is my little brother. We are a happy family!



	20
--	----

Total		100
-------	--	-----

## Now I can ...

- |                         |
|-------------------------|
| 1 talk about my family  |
| 2 write about my family |



# Arthur + Rascal



## Episode 1



1  
Come on, Arthur.  
Let's go for Rascal!



2  
One, two, ... ? Quick.  
Get the fish, Rascal!



Hello, Rascal.  
Time to go home!

Oh, good!



3  
Sit, Rascal. Sit!

Oh, oh!

Huh! Well done, Rascal!





4  
Hee, hee!

No! Agh!



5  
Drop it, Tricky!



6  
Good boy, Rascal!

7  
Thanks, Arthur!

# Module 3

Units 5-6

## ALL THE THINGS I LIKE!

In this module you will ...

➔ learn, read and talk about ...

- food preferences

➔ practise ...

- talking about food
- ordering food




*A bite to eat!*



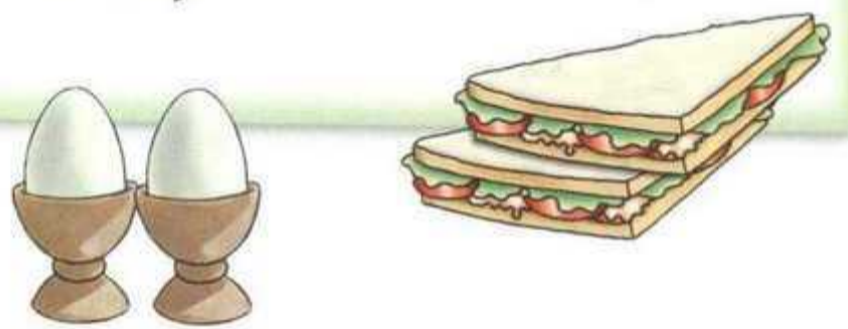


# He loves jelly!

1  Listen and point. Then sing along!



Chicken with vegetables,  
Ice cream and chocolate.  
Water and lemonade,  
Pizza with cheese on it!  
Eggs in my sandwiches,  
Burgers with chips:  
These are just some  
Of my favourite things!

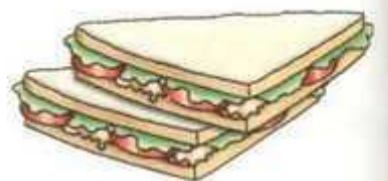
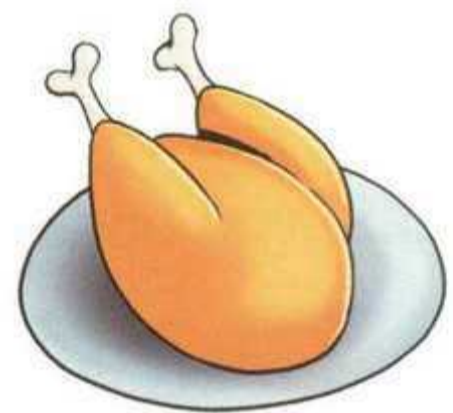



2 Chit-Chat

What's your favourite food?



Pizza, yum! What about you?



3 Listen and read.

1 What's your favourite food, Maya?

2 My favourite food is chips.

Pizza, yum!  
What about you?

Can I have some jelly, please?

I like chips, but I don't like burgers!  
Yuk!

3 Here you are!

Thank you!

4 Do you like jelly?

No, I don't.

5 It's for Chuckles.  
He loves jelly!

6 Here you are, Chuckles!  
Oh no! Yuk!

4 Read again and say **yes** or **no**.

Maya likes burgers.



I like pizza. He likes chicken.  
 Do you like chips? Yes, I do./No, I don't.  
 Does he like eggs? Yes, he does./No, he doesn't.  
 I don't like burgers. He doesn't like vegetables.

**1** Copy the table. Then ask your friends and complete.


Find someone who likes...

Name	Name
chicken	burgers
vegetables	eggs
ice cream	sandwiches
chocolate	chips

A: Anna, do you like chicken?

B: Yes, I do.

**2** Ask and answer.



1 burgers?

**Does Rascal like burgers?**

**Yes, he does.**

2 chips?

3 vegetables?

4 eggs?

5 cheese?

6 chicken?

7 pizza?

**3** Now look at the pictures again and talk about Rascal.

Rascal likes burgers, but he doesn't like chips.

4 Listen and repeat. **li**

I like white mice; they're very nice.



His little sister is six.



5 Copy the table and complete it.

ice cream, like, biscuits, rice, big, milk, nine, fish, kite, chicken

/a/	/i/

6 Look and find the words!



I like **EVTVGZYOVH**                      **VEGETABLES**  
 I don't like **XSRXPVM**  
 My favourite food is **KLKXLIM**

7 Now complete about yourself.

I like ... .  
 I don't like ... .  
 My favourite food is ... .






# In my lunch box!

1  Listen and repeat.

## Menu



### 2 Chit-Chat

A: Can I have some meat and potatoes, please?

B: Here you are.

A: Thank you.

### 3 Read and complete. Use: **some** or **any**.

- 1 She's got **some** biscuits.
- 2 They haven't got ... orange juice.
- 3 Have they got ... pasta?
- 4 He's got ... popcorn.
- 5 We haven't got ... Coke.
- 6 Have you got ... milk?
- 7 They've got ... cake.
- 8 I haven't got ... rice.



I've got **some** biscuits.  
Have you got **any** milk?  
I haven't got **any** Coke.  
**BUT**  
Can I have **some** milk, please?

4 Read and complete the shopping list for Karen.

Karen,

We've got some eggs, but we haven't got any chicken. We've got some milk, but we haven't got any ice cream. We've got some carrots and potatoes, but we need some apples and some bananas.

David



Shopping List

chicken

...

...


...

...

...

5 Portfolio: Now write a note for your mother.


6 What's in your lunch box? Choose 3 things and draw. Then talk with your friend.



A: I've got some cheese. Have you got any cheese?

B: Yes, I've got some cheese too! / No, I haven't got any cheese.

1 Fruit, vegetable or drink? Look and say.



1 An apple is a fruit.


2 Water is a drink.

2  Sing along!

**I like food, I love it!**

I like apples I can crunch!  
I like biscuits I can munch!  
I like orange juice  
that I can swish,  
swish, swish!

I like food, I love it!  
I eat it every day;  
Hot or cold,  
Wet or dry,  
I eat it any way!











## Figure it out!

$1+1=2$

3 What's their favourite food? Read, look and find out!

- Edward likes A5.
- Penny likes E3.
- Martin likes H1.
- Lisa likes D6.
- Darell likes C4.
- Jilly likes F2.

	1	2	3	4	5	6	7	8	9
A									
B									
C									
D									
E									
F									
G									
H									
I									

4 Now write in your notebooks about yourself and your family. Use the code!

I like ... .

My father likes ... .

My mother likes ... .



# The TOY SOLDIER

**Sam:** Follow me, follow me,  
March if you can!  
Swing your arms,  
And count to ten!


One, two,  
One, two, three!

Come on, everyone,  
Follow me! Follow me!

**All:** Hooray! Hooray!  
It's the end of the day!  
It's time for us  
To come out and play!



**Narrator:** And now the day  
Is here again!  
The toys can't march,  
Or count to ten.



# Activities Module 3

## The Toy Soldier

**1** What's the command? Say.

- 1 ten/Count/to!
- 2 your/Swing/arms!
- 3 can/you/March/if!
- 4 me/Follow!

**2** Game: Follow the leader!




## A bite to eat!

1 Read and write.

A I love teatime! I have tea and 1) **c...** every day at 4 o'clock.



B My favourite breakfast is sausages, 2) **e...** and toast. Yummy!



C On Saturdays we have fish and 3) **c...** for lunch. There's a great fish and chip shop in our street.



2 What do you like eating? Draw 2 things and say.

I like eating ... .


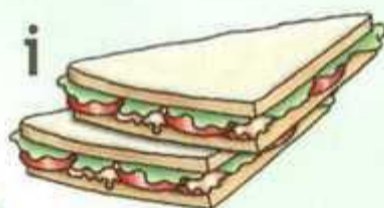


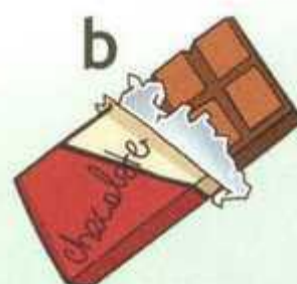




# Now I know

1 Look, read and match. (20 points)

- e.g. biscuits j
- 1 eggs
  - 2 orange juice
  - 3 cake
  - 4 lemonade
  - 5 chocolate
  - 6 milk
  - 7 sandwiches
  - 8 water
  - 9 ice cream
  - 10 rice



	20
--	----

2 Read and choose. (20 points)

- 1 A We doesn't like milk.  
B We don't like milk.
- 2 A Does Sue likes potatoes?  
B Does Sue like potatoes?
- 3 A I like chips.  
B I likes chips.
- 4 A Peter, does you like rice?  
B Peter, do you like rice?

	20
--	----

3 Read and choose. (20 points)

- 1 We haven't got some/any eggs.
- 2 Have you got some/any cheese?
- 3 Can I have some/any meat?
- 4 I haven't got some/any cake.
- 5 We've got some/any burgers.

	20
--	----

## Communication

4 Read and complete: **I do. Yum!, I don't. Yuk!** (20 points)

A: Do you like biscuits?

B: 1) Yes, ...




A: Do you like milk?

B: 2) No, ...



A: Do you like sausages?

B: 3) No, ...



A: Do you like rice?

B: 4) Yes, ...

	20
--	----

## Reading and Writing

5 Look, read and write the names in your notebooks. (20 points)

Tina




Wendy



Theo



Frank



Simon



Sam



e.g. I like chicken and carrots. **Frank**

1 I like chicken and potatoes.

2 I like pasta and vegetables.

3 I like rice and sausages.

4 I like meat and potatoes.

5 I like pizza and salad.

	20
--	----

Total		100
-------	--	-----

## Now I can ...

1 talk about food

2 order food

3 talk about likes and dislikes




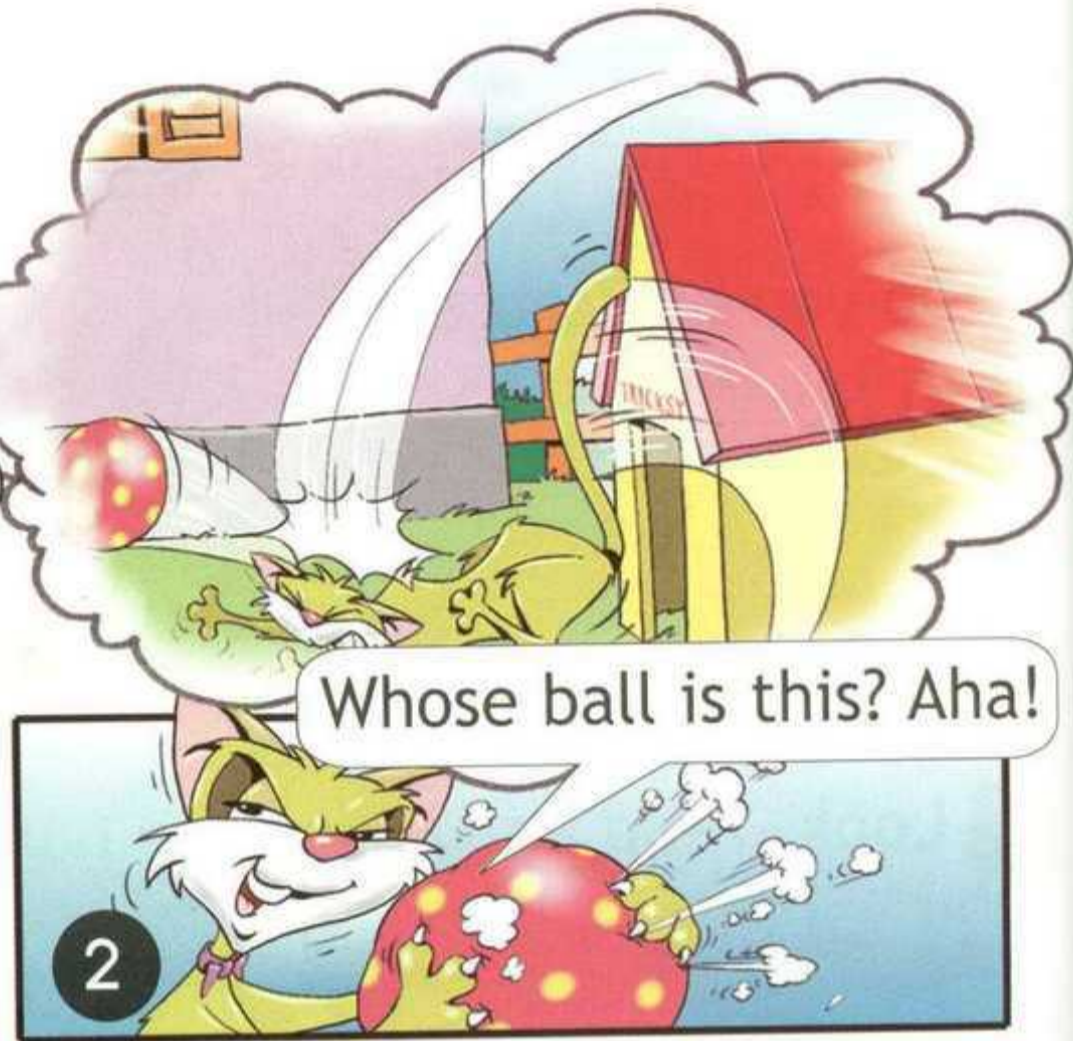
4 write a note



# Arthur + Rascal



## Episode 2



# Module 4

Units 7-8

## COME IN AND PLAY!

In this module you will ...

➔ learn, read and talk about ...

- Larry, Lulu and Betsy's toys
- things in a room

➔ practise ...

- talking about toys and possessions
- identifying things in a room



*Tesco Superstore!*




# 7 a

# Toys for little Betsy!

1  Listen and repeat.



*Lulu*



2 Chit-Chat


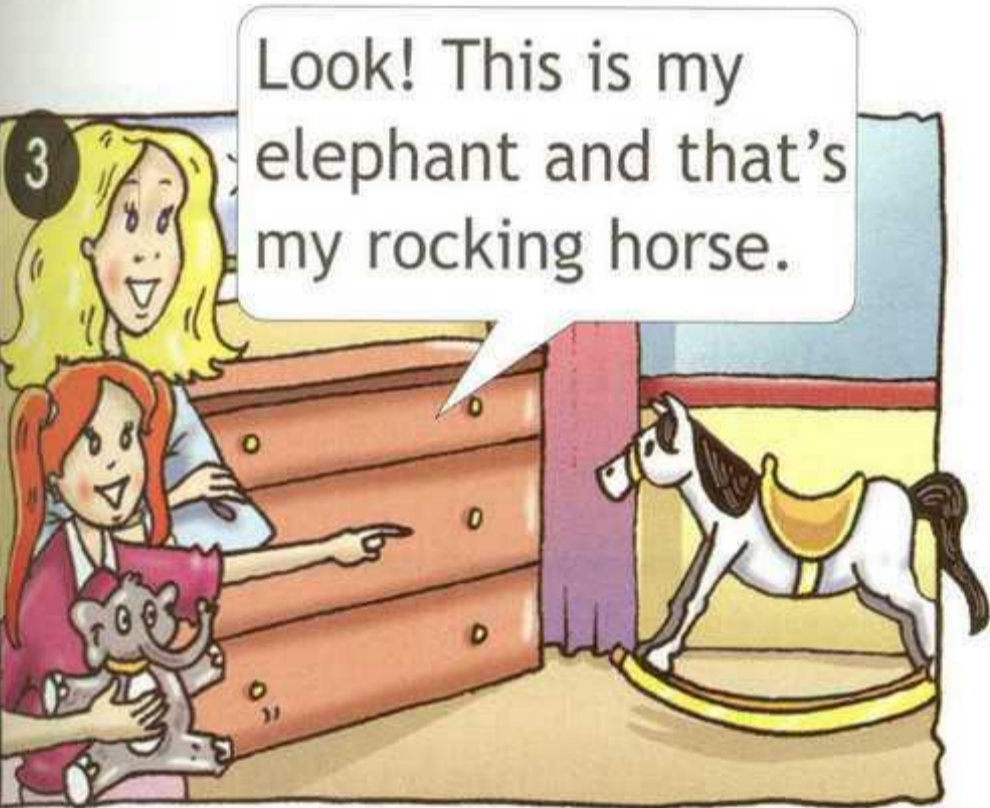
Whose is this musical box?



It's mum's.



3 Listen and read.



4 Read again and answer.

Whose are Lulu and Larry's toys now?

1 Put the words on the right train.


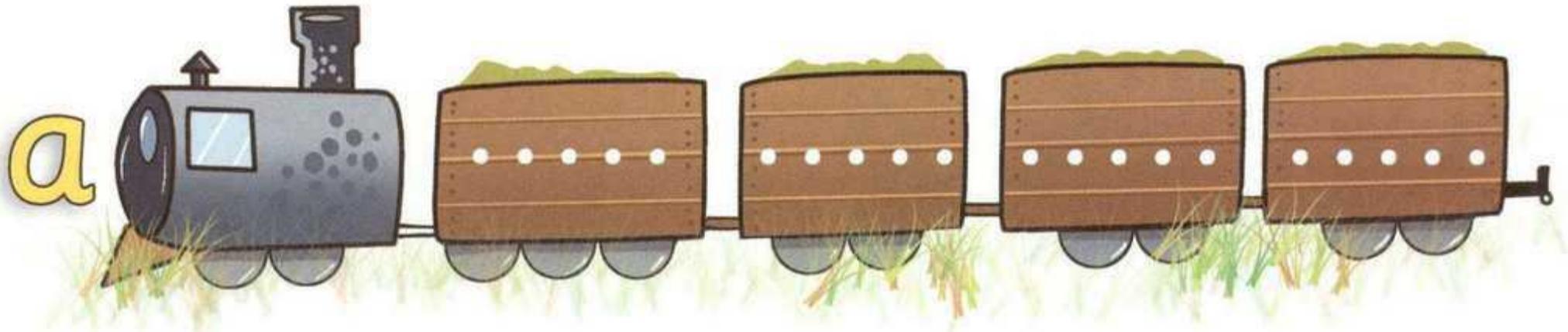
tea set, egg, animal, pencil, ruler,  
umbrella, rocking horse, orange.



an apple



a ball



This is a doll.



That is an elephant.

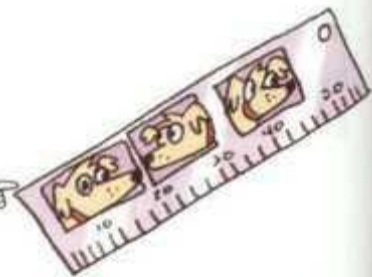


2 Look and say. Then complete.

1 This is a tea set.



5 ... ruler.




2 ... apple.



6 ... egg.



3 ... train.



7 ... pencil case.



4 ... ball.



8 ... banana.




3 Listen and repeat.

Oo

Rose, close your book and go home.



Bob, put the dog and the frog into the toy box.



4 Copy the table and complete it.

nose, close, frog, dog, open, hot, box, home, doll, no

/oo/	/o/

5 Let's play!

Whose is this?



It's Anna's.






# 8 a

## In my room!

1  Listen and point. Then sing along!



Computer, TV, radio,  
Armchair, lamp and bed.  
My desk is blue and yellow  
And my chair is green and red!



### 2 Chit-Chat

A: What's this?  
B: It's a computer.

A: Whose is it?  
B: It's Roy's.




This is my pen. → These are my pens.  
That is my ruler. → Those are my rulers.


### 3 Say the sentences in the plural.


- |  |                         |
|--|-------------------------|
| 1 This is a table.<br><b>These are tables.</b> | 4 This is an aeroplane. |
| 2 That is a desk.                              | 5 This is my brother.   |
| 3 That is a chair.                             | 6 That is my book.      |

4 Which picture? Read and choose.



This is Donna and Danny. This is their playroom! These are their toys. That's Danny's rocking horse. It's brown and white. This is Donna's tea set. It's red! Donna's chair is pink and Danny's chair is blue. And look at the funny radio! It looks like a yellow mouse!



5  Portfolio: Now draw your room and write about it.

6  Let's play!



A: What's in my room?  
B: A bed!


## 1 Look, ask and answer.

1




A: What's this?  
B: It's a radio.

2




A: What are those?  
B: They're computers.

3



4



5



2



Sing along!

## Come to my playroom!

Come to my  
playroom,  
Play with my toys,  
Come in and play  
On my rocking horse.

This is a tea set.  
Ready for tea.  
Come in and play  
With Baby and me!



## Tell me a story!



3 What's the fairy tale? Look and choose.



a. The Town Mouse and the Country Mouse



b. Little Red Riding Hood



c. Goldilocks and the Three Bears



d. Sleeping Beauty

4 What's the story? Read, choose and say.

"Grandma, what big ears you've got!"

"That's because I want to hear a lot!"


5 Draw a scene from your favourite fairy tale and present it to the class.




# The TOY SOLDIER

**Narrator:** Now William and Rose  
Are playing, you see -  
But here comes  
Mummy,  
It's time for tea!

**Mummy:** Time for tea!  
Time for tea!  
Come on! Come on!  
Put your toys on the  
shelf  
And run, run, run!



**Narrator:** Oh dear, poor Sam!  
He's not on the shelf.  
He's there by the window  
All by himself!  
It's windy today,  
Look out! Look out!  
Oh dear, poor Sam,  
Can you hear him shout?



# Activities Module 4

## The Toy Soldier


### 1 Read and choose.

- 1 William and Rose are **dancing/playing**.
- 2 Put your **radio/toys** on the shelf.
- 3 Sam is by the **window/shelf**.
- 4 It's **sunny/windy** today.

### 2 Read and complete. Then, draw the missing toy.



On my shelf there is a c \_ \_ , a b \_ \_ \_ and a teddy bear.



# Tesco Superstore

- 1 What can you buy at a Tesco supermarket? Read and answer.



# TESCO



Tesco supermarkets are popular in the UK. Tesco superstores sell everything for your house and family: clothes, food, furniture, electrical items, sportswear, toys and games.

- 2 Read and put the following into the correct category.

jacket, bed, lamp, cheese, skirt, ball, armchair, T-shirt, ice cream, TV, sports shoes, kite

**CLOTHES**

**SPORTSWEAR**

**FOOD**

**TOYS**

**ELECTRICAL ITEMS**

**FURNITURE**



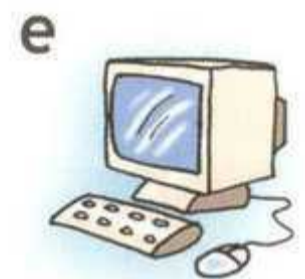
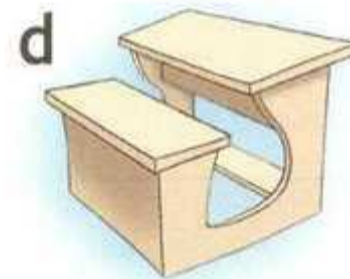

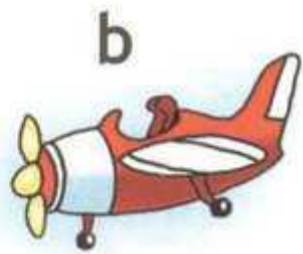
- 3 Can you add any other items to the list?



# Now I know

## Vocabulary

1 Look and match. (30 points)



1 doll

5 elephant

9 TV

2 armchair

6 aeroplane

10 desk

3 tea set

7 computer


4 musical box

8 rocking horse


	30
--	----


## Grammar

2 Look, read and complete: **This, That, These** or **Those**. (20 points)

1 ... is my lamp. 




4 ... is my radio. 




2 ... are my dolls. 



5 ... are my balls. 



3 ... are my chairs. 



	20
--	----

3 Read and complete: a or an. (10 points)

1 ... elephant 2 ... bed 3 ... armchair 4 ... orange 5 ... lamp

10

Communication

4 Read and choose. (20 points)

1 A: What's this?  
B: a) It's a pencil.  
b) These are pencils.

3 A: What are these?  
B: a) A pen.  
b) Pens.

2 A: Whose is this doll?  
B: a) It's Marina.  
b) It's Marina's.

4 A: Whose is this?  
B: a) Albert's.  
b) Albert.

20

Reading and Writing

5 Look, read and complete. (20 points)

This is my room! Look at my 1) ... rocking horse. It's very nice. Can you see my tea set? It's 2) ... . My chairs are 3) ... . And look at my funny radio! It looks like a 4) ... mouse!



Now I can ...

- 1 talk about my toys
- 2 name the things in my room
- 3 write about my room

20



Total  100



# Arthur + Rascal



## Episode 3



# Module 5

Units 9-10

## FURRY FRIENDS!

In this module you will ...

➔ learn, read and talk about ...

- the children's trip to Snowdonia
- animals and parts of the body

➔ practise ...

- describing animals
- talking about abilities



*Animals Down Under!*





# Cows are funny!


1  Listen and repeat.



small nose



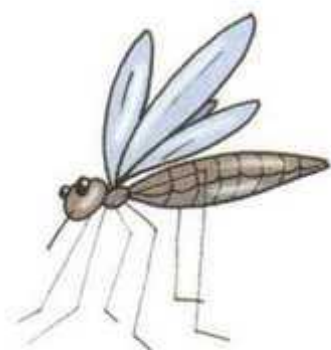
big ears



small head




big eyes



thin legs



fat body




short tail



long tail

2 Look and say.



It's got a big mouth!

3 This is Poggo! Look and say.






Poggo has got a big head!

4  Draw and play!




## 5 Listen and read.



## 6 Read again and correct.

The sheep's got a thin body and fat legs.


1  Let's play! Which animal have I got? Guess!

It's got four legs and a long tail.  
It's big and it's brown!



Have you got a horse?

I've got a dog.  
I haven't got a cat.  
Have you got a cat?  
Yes, I have. /  
No, I haven't.

2  Listen and repeat.



man



men



woman



women



child



children



tooth



teeth



foot




feet




mouse




mice



sheep



sheep




fish



fish

3 Complete the sentences.

- 1 Chuckles has got two big ... (foot).
- 2 Baby Alex has got one small ... (tooth).
- 3 All the ... (child) in the class have got new books.
- 4 Mickey Mouse and Minnie Mouse are funny ... (mouse).
- 5 These ... (man) are from the UK.
- 6 Look! This ... (fish) is pink and green!
- 7 Is that ... (woman) your mother?
- 8 Have you got any ... (sheep) on your farm?

4  Listen and repeat.

Yy

My happy family can fly!



5 Copy the table and complete it.

fly, bye, sunny, my, windy, funny, eye, spy, happy, baby

/a/	/i/

6  Help Lulu with her poem! Write in your notebooks.

Bill and Ben  
 Are funny **1)** ...!  
 They've got big teeth  
 And long thin **2)** ...!  
 They've got three **3)** ... —  
 They're very nice  
 And two small **4)** ...  
 In a big blue dish!

men

fish

mice

feet





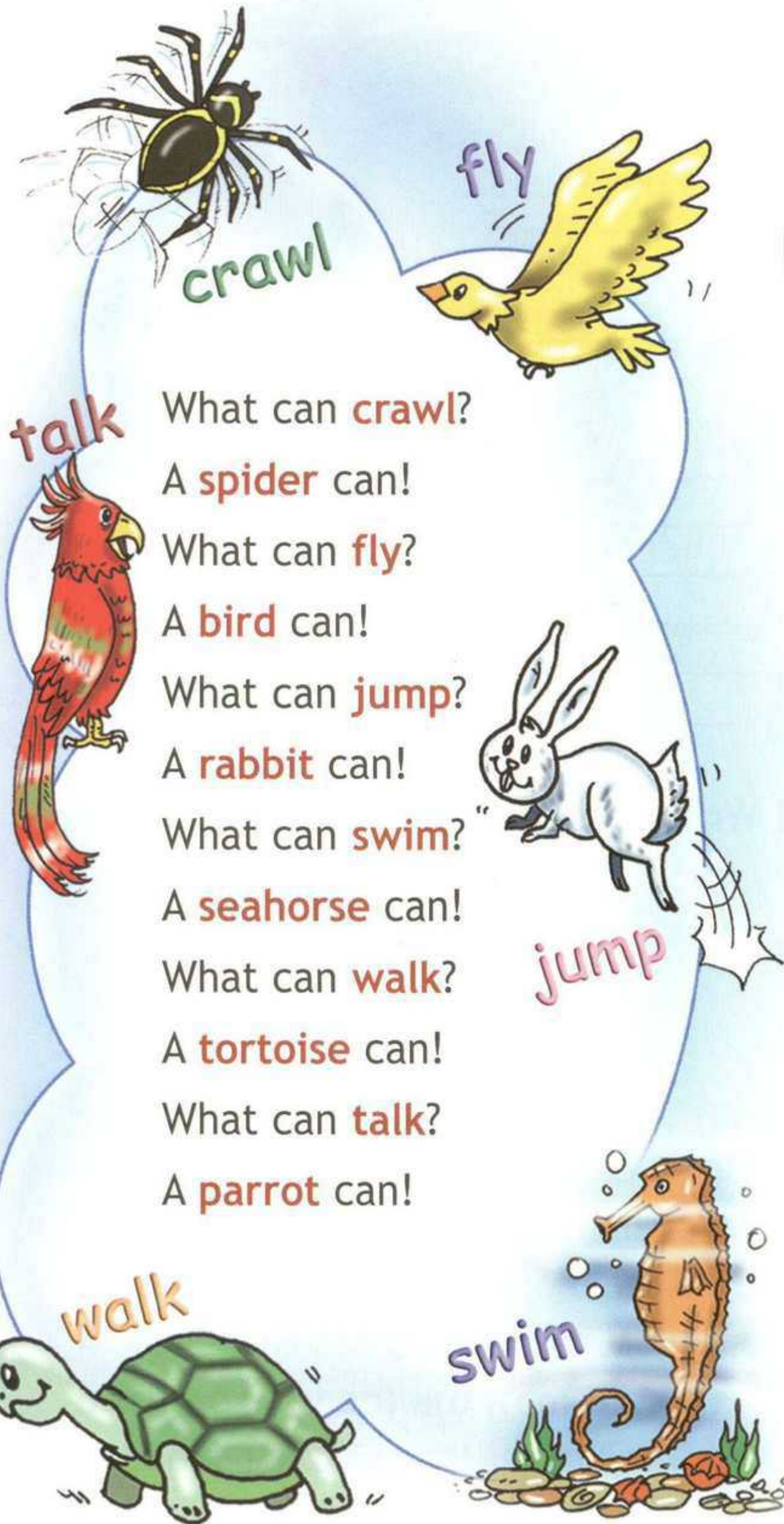
# Clever animals!

1 Listen and point. Then sing and do!



Can parrots talk?  
Yes, they can.  
Can spiders talk?  
No, they can't.


2 Look and say.



talk

What can **crawl**?  
A **spider** can!  
What can **fly**?  
A **bird** can!  
What can **jump**?  
A **rabbit** can!  
What can **swim**?  
A **seahorse** can!  
What can **walk**?  
A **tortoise** can!  
What can **talk**?  
A **parrot** can!

1




crawl ✓  
jump ✓  
swim X

2




fly ✓  
sing ✓  
talk X

3



swim ✓  
jump ✓  
walk X

4



walk ✓  
run ✓  
fly X

1 Spiders can crawl and jump, but they can't swim.

## 3 Read and answer.



I've got a pet chimp. His name is Chuckles. He's eleven! Chuckles has got big ears and a fat body. He's very cute! Chuckles is very clever, too! He can run, jump and climb. He can dance, too! Oh, I love Chuckles!

- |                           |                 |
|---------------------------|-----------------|
| 1 How old is Chuckles?    | 4 Can he climb? |
| 2 Has he got big ears?    | 5 Can he swim?  |
| 3 Has he got a thin body? | 6 Can he dance? |

4  Portfolio: Now write about your or your friend's pet.

5  Brainstorm! Work with your friend. You've got five minutes!



Write in your notebooks three animals that ...

- |                        |                      |
|------------------------|----------------------|
| 1 can swim.            | 2 can jump.          |
| 3 have got two legs.   | 4 have got big ears. |
| 5 have got long tails. | 6 can climb.         |

1 Listen and repeat.

20

twenty

21

twenty-one

28

twenty-eight

30

thirty

32

thirty-two

40

forty

43

forty-three

50


fifty

2 Ask and answer.



A: How old is Chuckles?

B: He's eleven!



3 Sing and do.

## The Can Can Song!

Can, can you dance  
Like I can?

Can you sing like I can?

Can you run

And can you jump  
Like me?

Can, can you walk  
Like I can?

Can you talk like I can?

Can you swim

And can you climb  
Like me?



## What kind of Animals?



4 Look, read and say.



lizard



mouse



horse



whale



snake



crocodile



tortoise



elephant

5 Reptile or mammal? Look again and write the names of animals below in your notebooks.



6 Draw or find a picture of a reptile and a mammal. Present them to your class.



# The TOY SOLDIER

Sam: Help me! Help me!  
Help me, please!  
I'm here outside  
With the flowers and trees!

Where am I? Where am I?  
Where are my friends?  
Where's Bella? Where's Ted?  
Oh no! This is the end!



**Ted:** Come on, time to play,  
I'm happy, I am!  
But where's the toy soldier?  
Where's our friend Sam?



# Activities Module 5

## The Toy Soldier

1 Read and complete. Use: **the, our, am, friends.**


1 Where ... I?

3 Where's ... toy soldier?

2 Where are my ... ?


4 Where's ... friend Sam?

2 Who can help Sam? Play the game!



## Animals Down Under!

1 Read and match.



1

2

3

4

a body

b neck

c head

d leg

2 Now, read again and answer.

This is an emu. Emus are from Australia. In Australia there are a lot of emu farms. Emus are very tall with a big body, a small head and long legs. An emu's body and legs are brown and its head and neck are blue. Emus can run very fast, but they can't fly! They eat fruit and insects. Their eggs are green! Emus are very interesting birds!

- 1 Where are emus from?
- 2 What colour is an emu's body and legs?
- 3 Can emus fly?
- 4 What colour are their eggs?





# Now I know

## Vocabulary

1 Read and correct. (15 points)

e.g.  It's got a big nose.  
**It's got a small nose.**

1  It's got a thin body.

2  It's got a short tail.

3  It's got a big head.

15

2 Read and complete. (15 points)



1 \_ i \_ d



2 p \_ \_ r \_ t



3 \_ \_ ah \_ \_ s \_



4 t \_ \_ t \_ \_ e



5 \_ a \_ \_ \_ t

15

3 Write the numbers. (16 points)

1 twenty-five      3 forty-two

2 thirty-six      4 fifty

16

## Grammar

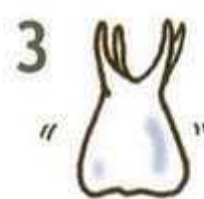
4 Look and choose. (8 points)



man/men



child/children



tooth/teeth



mouse/mice

8

5 Look, read and complete: **can, can't, has got or hasn't got.**  
(14 points)



A spider e.g. **has got** eight legs. It 1) ... a tail. It 2) ... climb, but it 3) ... swim.

A parrot 4) ... a long tail. It 5) ... any teeth. It 6) ... fly, but it 7) ... crawl.



	14
--	----

### Communication

6 Read and answer. (12 points)

e.g. Have you got a brother?

**Yes, I have.**

- 1 How old are you?
- 2 Can you dance?

3 Can you swim?

4 Do you like fruit?

5 Have you got a pet?

6 What's your favourite animal?

	12
--	----

### Reading and Writing

7 Read and complete. (20 points)

I've got a pet rabbit! His name is Ronnie! He's got a fat body, long pink ears and big eyes. Ronnie can run and he can jump, too! He's very funny!

	20
--	----

Pet: e.g. **rabbit**

Name: 1) ...

Body: 2) ... ,

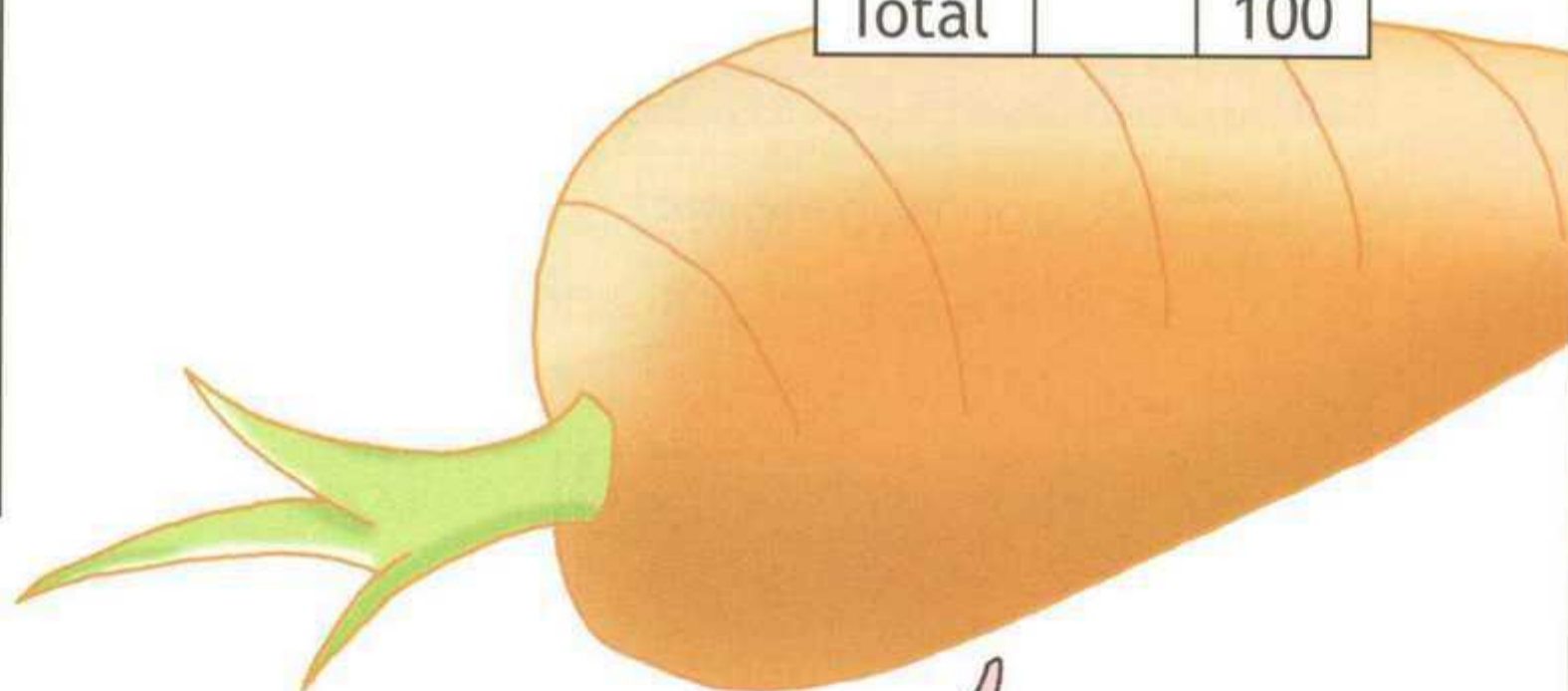
Ears: 3) ... ,

Eyes: 4) ...

Can: run and 5) ...

Total

	100
--	-----



### Now I can ...

- |                      |
|----------------------|
| 1 talk about animals |
| 2 describe animals   |
| 3 talk about ability |
| 4 write about a pet  |





# Arthur + Rascal

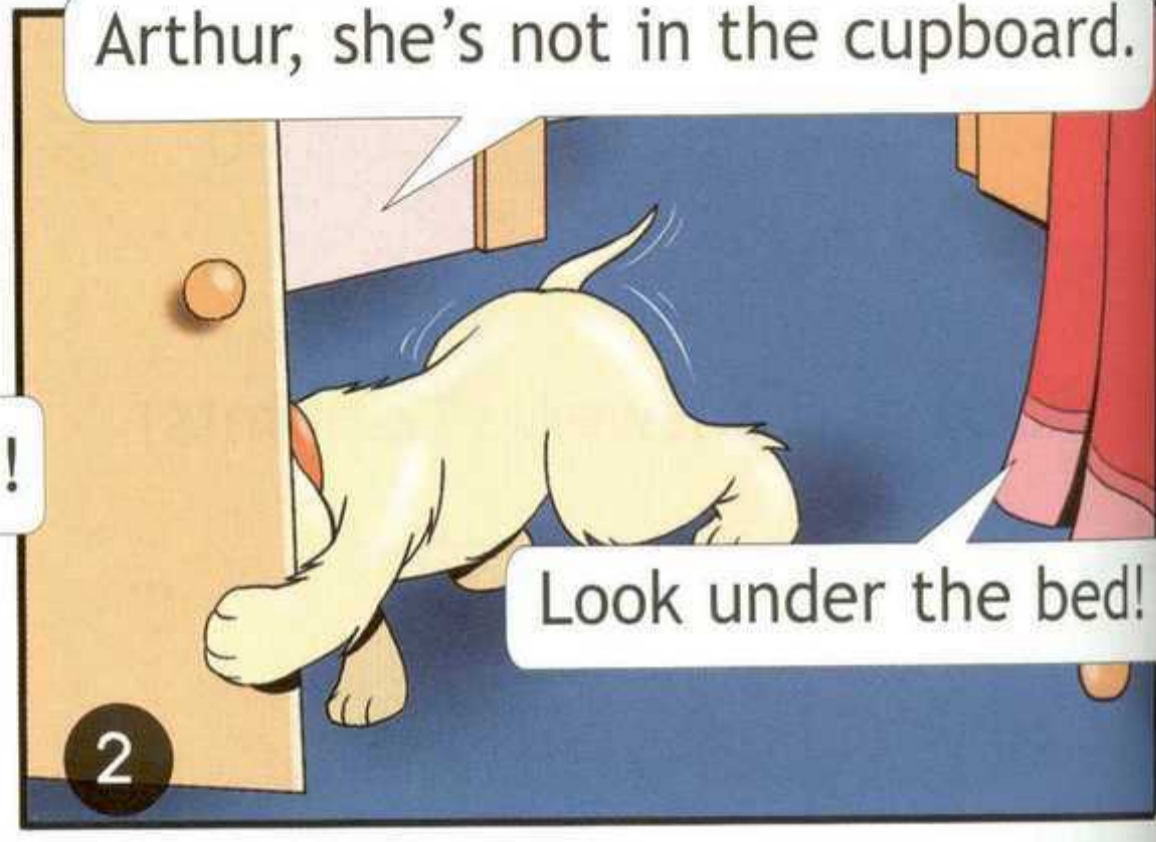


## Episode 4



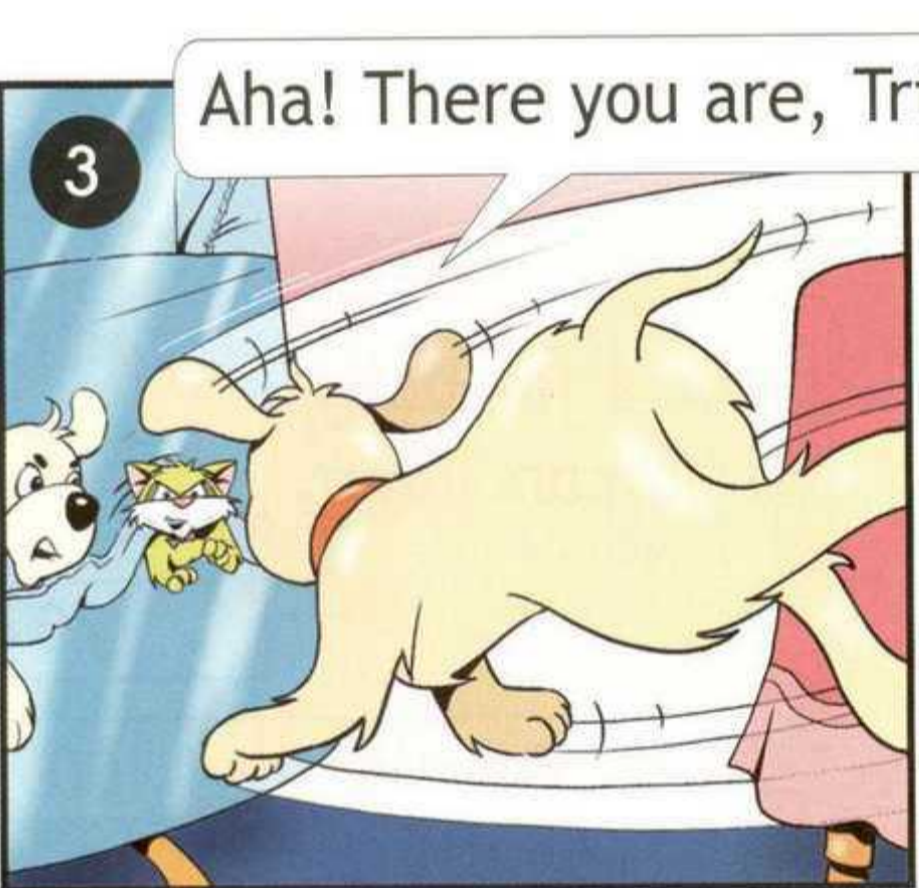
Quick, Rascal!  
Tricksy's in the house!

Oh, oh!



Arthur, she's not in the cupboard.

Look under the bed!




Aha! There you are, Tricksy!



Oh, no, I'm  
not! Hee, hee!



Arthur, there's  
a funny animal in  
here!



It's got two noses!  
One nose is black and  
the other is red.



That's you, silly!

Oh, oh!

# Module 6

Units 11-12

## HOME, SWEET HOME!

In this module you will ...

➔ learn, read and talk about ...

- Larry and Lulu's grandparents from Australia
- rooms in a house
- things in a house

➔ practise ...

- identifying rooms
- talking about location



*British Homes!*

Spotlight  
on the UK

# 11 a

# Grandma! Grandpa!

1  Listen and point. Then sing along!

This is my **house**,  
It's number two.  
There's a **bedroom**, a **bathroom**  
And a **kitchen** too!  
In my house  
There's a **living room** and in the  
**garden**  
All the flowers bloom!



## 2 Chit-Chat

Is Lulu in the kitchen?


No, she isn't.  
She's in the bedroom.



• bathroom?



• garden?




• bedroom?



• kitchen?

3 Listen and read.



4 Read again and say yes or no.

The presents are for Chuckles.



on



in



under



next to




in front of




behind

1 Look, read and choose.




- 1 Chuckles is in/on the car.
- 2 Lulu is in front of/under the car.
- 3 Larry is next to/behind a tree.
- 4 Grandma is behind/next to Grandpa.
- 5 The food is in/on the table.
- 6 The ball is under/next to the table.

2  Look at the picture for one minute. Close your books. Answer your teacher's questions.

Teacher: Where's Chuckles?

Student: He's in the car.

3  Listen and repeat.

Uu

Chuckles can jump and run. Hurray, he's nunumber 1.



4 Copy the table and complete it.

under, Lulu, ruler, puppet, mummy, number, blue, sun, music, computer

/u:/	/ʌ/

5  Let's play!

My friend's house!





# 12 a

# My house!

1 Listen, point and repeat.




2 Put these things in the picture. Now talk with your friend.



A: Where's your lamp?  
 B: It's under the sofa. Where's your lamp?  
 A: It's in the bath!

3 Read and choose.

- 1 This is Mary's **baby**/babies.
- 2 Where are the **glass**/glasses?
- 3 Whose is this **box**/boxes?
- 4 Bring me two **dish**/dishes.
- 5 I've got two **shelf**/shelves in my room.











There is a glass on the table.  
There are two glasses in the cupboard.

4 Complete the sentences.

- 1 There **is** a **glass** (glass) on the table.
- 2 There ... two ... (**sandwich**) in the lunch box.
- 3 There ... two ... (**shelf**) in the bedroom.
- 4 There ... three ... (**box**) over there.
- 5 There ... four ... (**dish**) in the cupboard.
- 6 There ... a ... (**mirror**) next to the sofa.

5 Look, read and complete.

This is our 1)  **house**. It is a big house! There's a living room, a 2)  ..., two bathrooms and four 3)  ... .  
Look! There's a pink 4)  ... in the bathroom! Our living room is 5)  ... and there are two big mirrors in it. Look at all the flowers in our 6)  ... ! Our house is very nice!

6  Portfolio: Write about your house/flat.

7  Let's play!

I have two of them in my house.  
They are blue. They are in the living room.



## 1 Ask and answer.

Is there a desk in your room?  
Yes, there is./No, there isn't.  
Are there any boxes?  
Yes, there are./No, there aren't.

How many sofas are there?

There are two.

How many lamps are there?

There's only one.



## 2 Let's play!

Teacher: Is there a red lamp?

Student: Yes, there is.

## 3 Sing along!

My house is

very funny!

My new house is funny!  
There are boxes everywhere:

Boxes in the cupboards,  
Boxes on the chairs-  
Boxes on the table,  
And some under my bed!

And there are two men in the kitchen  
With boxes on their heads!



## Family Crest!



### 4 Read and choose.

A family crest

- a) gives information about your family.
- b) is your family's favourite picture.

**T**oday, we have all got surnames – our family name – and everyone knows which family we belong to. Long ago, by looking at a family crest, people knew your name!

### 5 Look at the family crest. What's the name of the family? Where does this family come from?




### 6 Find and draw your crest or design your own.



# The TOY SOLDIER

**Bella:** Is he under the chair?  
Is he there? Is he there?  
Is he on the shelf  
With the big teddy bear?

Oh, where is poor Sam?  
Oh dear! Oh dear!  
He's not over there,  
He's not over here!



**Narrator:** It's sunny now,  
The sky is blue,  
But poor old Sam,  
What can he do?  
A big black dog  
Comes running out,  
And puts the toy soldier  
In his mouth.



# Activities Module 6

## The Toy Soldier

1 Match the rhyming words.

1 bear

a) Jack

2 dear

b) there

3 blue

c) here


4 black

d) do

2 Game: Where's Sam?

Is he under the chair?

Is he in the train?



No!

Yes!

1 Read and match. There is one extra picture.



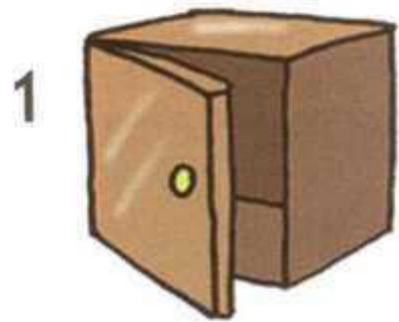
- 1 This is a cottage in the UK. Cottages are small but very pretty. Look at the garden – it's full of flowers!
- 2 There are a lot of castles in the UK. This is Windsor Castle. It's one of Queen Elizabeth's homes. Look, it's very big!




# Now I know

## Vocabulary

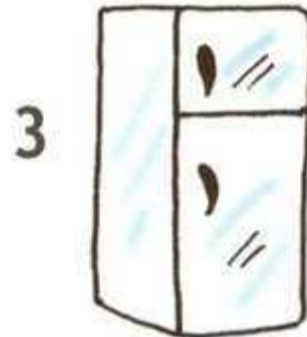
1 Look and complete. (12 points)



c \_ p \_ \_ a \_ \_



\_ l \_ s \_



f \_ \_ d \_ \_




\_ o \_ \_ e \_

	12
--	----

## Grammar

2 Look, read and choose. (24 points)



- 1 There **is/are** a sofa **in front of/behind** the window.
- 2 There **is/are** two cats **on/under** the sofa.
- 3 There **is/are** some books **on/next** to the sofa.
- 4 There **is/are** some glasses **on/in** the cupboard.
- 5 There **is/are** a ball **under/next** to the cupboard.
- 6 There **is/are** a lamp **behind/in** the books.

	24
--	----

**3** Write the plurals. (24 points)

1 baby

3 shelf

5 dish

7 body

2 glass

4 box

6 sandwich

8 family

	24
--	----

**Communication**

**4** Read and match. (15 points)

1 What's in the fridge?

a An apple.

2 How many cookers are there?

b In the bedroom.

3 Where's Ian?

c Only one.

	15
--	----

**Reading and Writing**

**5** Read and write **yes** or **no**. (25 points)

Our house is very big! There's a living room, a kitchen, three bathrooms and four bedrooms! Look! There's a blue bath in my bathroom! Our living room is yellow and there are two mirrors and a big sofa in it. Look at all the trees in our garden! Our house is very nice!



1 There are two kitchens.

2 There are four bedrooms.

3 The bath is blue.

4 The living room is yellow.

5 There is one mirror in the living room.

	25
--	----

Total		100
-------	--	-----

**Now I can ...**

1 talk about things in my house

2 talk about location

3 write about my house/flat



# Arthur + Rascal



## Episode 5



1

Get ready, Rascal!  
You can do it!



2

First prize? Grr!  
I don't think so!




3

Drop it, Rascal!

Oh, oh!

Can't you drop it? Hee, hee!



4

And the winner is ... Agh! Help!



5

Hee, hee!



6

Ha, ha! Well, it isn't Tricksy!

# Module 7

Units 13-14

A DAY OFF!

In this module you will ...

● learn, read and talk about ...

- King's Park Day
- activities
- hobbies

● practise ...

- talking about actions happening now
- talking about free-time activities



Get ready, get set go!



# 13 a

# We're having a great time!

1  Listen and point. Then sing and do.



I'm **playing a game**,

I'm **driving a car**.

You are! You are!

I'm **making a sandcastle**,

I'm **watching TV**.



With me? With me?

I'm **painting a picture**,

It's upside down!

What is it?

It's the **face** of a **clown**!



## 2 Chit-Chat

A: What are you doing?

B: I'm making a sandcastle.

1 paint/picture

2 drive/car

3 watch/TV

4 play/game

## 3 Let's play!



4  Listen and read.

Are you having a good time, children?



What are you doing, Maya?




What's Paco doing?



Where's Lulu?



Look, Nanny! I'm driving a car!



Come here, everybody!



5 Read again and answer.

What's Lulu doing?

**1** Read and choose.

- 1 Sue ... the cats in the garden.  
A are watching    B is watching
- 2 Listen! Tom ... the piano.  
A is playing        B are playing
- 3 What ...? Is it an orange?  
A you are eating  
B are you eating
- 4 Look, Mum! I ... my face!  
A 'm painting      B painting



What is Paco doing?  
He is playing a game.  
He is not (isn't) drawing.

- 5 Where's Sandra? ... trees again?  
A She is climbing  
B Is she climbing
- 6 The children ...! They're playing!  
A aren't swimming  
B isn't swimming



Is he running? No, he isn't.  
Are they singing? Yes, they are.

**2** Free time! Look at the picture. Then ask and answer.



- 1 Chuckles/run?
  - 2 Nanny/paint a picture?
  - 3 Maya/swim?
  - 4 Larry and Lulu/play the piano?
  - 5 Paco/read?
- 1 A: Is Chuckles running?  
B: No, he isn't. He's climbing.

3  Listen and repeat.

The king and the queen are eating chicken in the kitchen.



4 Copy the table and complete it.

green, long, ten, spring, king, run, queen, pin, sing, swing

/ŋ/	/n/

5 What do they like doing in their free time? Look, ask and answer.



1 A: What does Cathy like doing?  
B: She likes dancing.

6  Mime and ask your friends to guess!

B: Do you like dancing?

A: Yes, I do./No, I don't.



## In the park!

1  What are they doing? Listen and match.



A playing soccer



B eating a hot dog



C playing basketball

D flying a kite



E riding a bike



F wearing a mac



H sleeping



G drinking Coke

- 1 Neil and Max
- 2 Debbie
- 3 Lee
- 4 Pat and Ellie
- 5 Bill
- 6 Ken

2 Read and complete.

Mum: Hello, dear! Is everything OK? What 1) **are the children doing** (the children/do)?


Dad: Well, Judy 2) ... (play) with some toys and Ben 3) ... (jump) up and down on the bed.

Mum: And the baby?

Dad: The baby 4) ... (eat).

Mum: 5) ... (you/have) a good time?

Dad: Oh, yes. I 6) ... (have) a great time!



## 3 Read and answer.

It's King's Park Day today. There are a lot of people in the park. Look! Jim is playing a game with the clown! Sally is eating an apple and her brother Sam is making a sandcastle. Jenny and Jude are painting their faces. Their mother, Sue is watching them. Can you see Paul and Tony? They are riding a horse! Everybody is having a great time!



- 1 Who is playing a game?
- 2 Who is eating an apple?
- 3 Who is making a sandcastle?
- 4 Who is riding a horse?


4 Portfolio: Now draw a picture and write about a day in the park.

5 Let's play!



1 Look, read and say **yes** or **no**.

- 1 There are nine children in the picture.
- 2 There is a girl on the sofa.
- 3 The girl on the sofa has got fair hair.
- 4 Two boys are dancing.
- 5 A girl is playing the piano.
- 6 A boy is singing.
- 7 Two girls are drinking Coke.
- 8 There is a boy on the table.




2  Sing along!

We're having a good time,  
A fabulous, fun time!  
We're painting our faces,  
We're running in races,  
We're having a good, good time!

We're having a good time,  
A fabulous, fun time!  
The park bells are ringing,  
We're laughing and singing,  
We're having a good, good time!


**WE'RE HAVING  
A GOOD TIME!** 





## Rhyme Time!





3 Look, read and complete.


Macy's got a 1)  ...,  
And it's got a long tail.

Holly's got a 2)  ...,  
And its name is Gail.

Robbie's got a 3)  ...,  
It can jump up on his bed.

Bonnie's got a 4)  ...,  
It can fly on her head!

Freddy's got a 5)  ...,  
It can swim and swim.

And Dan has got a 6)  ...,  
It can run like him!

4 Now answer the questions.

- 1 Who's got a mouse?
- 2 What is Gail?
- 3 What can Robbie's rabbit do?
- 4 What can Bonnie's bird do?
- 5 What can swim?
- 6 What can Dan and his dog do?




# The TOY SOLDIER

**William:** Oh, Blackie, what's this?  
Is it for me?  
It's Sam, my toy soldier!  
How can that be?

Thank you, dear Blackie,  
Good boy! Good boy!  
Now I can play  
With my favourite toy!



**Ted:** Sam's here! Sam's here!  
Everyone, cheer.  
Now all our friends  
Are together again.  
Let's dance and play -  
Let's all shout HOORAY!




# Activities Module 7

## The Toy Soldier

### 1 Read and correct.

- 1 The dog's name is Arthur.
- 2 Sam is a puppet.
- 3 William can't play with Sam.
- 4 Bella is William's favourite toy.

### 2 Game: Ted says!



Ted says 'Shout Hooray!'



## Get ready, get set go!

1 Read and match the words in bold to the pictures.

In the USA, children love running in races. On Sports Day children take part in lots of fun races.

The **sack race** is very popular – the runners get into a sack to run the race. It's great fun! There's also the **ball and spoon** race – the winner is the first one to finish with the ball still on the spoon!

Another favourite is the **three-legged race**. In this race, two people tie a leg together to run. It's not as easy as it looks!



2 Correct the sentences.

- 1 On **King's Park Day** children take part in lots of fun races.
- 2 They get into a sack and **crawl**.
- 3 There's also the **dish** and spoon race.
- 4 Another favourite is the **four-legged** race.


3 What fun races are there in your country? Mime one for the class to guess!



# Now I know

## Vocabulary

1 Look and complete. (25 points)



e.g. drive a car **a**  
1 sleep

2 ride a horse  
3 fly a kite

4 watch TV  
5 make a sandcastle

	25
--	----

## Grammar

2 Look, read and write the answer. (25 points)

• What are the children doing?



Cathy's dancing.



	25
--	----

## Communication

### 3 Look, read and choose. (15 points)

1 A: Are you having a good time?  
B: a) Oh, yes. It's great here!  
b) It's morning!

3 A: What are you doing?  
B: a) I'm fine, thanks.  
b) I'm painting a picture.


2 A: Who's riding the horse?  
B: a) It's brown.  
b) Fiona is!

	15
--	----

## Reading and Writing

### 4 Look, read and complete. (35 points)

There are a lot of children in the park today. Look! Liam and Jim e.g. **are playing** (play) soccer. Mandy 1) ... (drink) Coke and her sister Ruth 2) ... (fly) a kite. Karen and Wendy 3) ... (play) basketball. Their mother, Janet 4) ... (sleep) under the tree! Everybody 5) ... (have) a great time!



	35
--	----

Total		100
-------	--	-----

## Now I can ...

1 talk about activities & hobbies



2 talk and write about things happening now



# Arthur + Rascal



## Episode 6



# Module 8

Units 15-16

DAY BY DAY!

In this module you will ...

● learn, read and talk about ...

- Lulu on a TV show
- everyday activities
- parts of the day

● practise ...

- days of the week
- talking about daily activities
- telling the time



*Cartoon Favourites!*


  
**Spotlight  
on the USA**

# 15 a

## A fun day!

1  Listen and point. Then sing along!

**Monday**, Monday,  
It's a fun day.  
**Tuesday**, **Wednesday** too!  
**Thursday**, **Friday**,  
They are fine days,  
But **Saturdays** and **Sundays**  
Are for me and you!



2 Chit-Chat

What do we do on Mondays?



We play games!

Monday	play games
Tuesday	paint pictures
Wednesday	sing songs
Thursday	make toys
Friday	have quizzes
Saturday	read stories
Sunday	watch cartoons

3  Listen and read.



1 What day is it today, children?

It's Monday!

2 What do we do on Mondays?

We play games!

3 Lulu, what colour do you want?

Blue!

4 Now, pick a card.

That one!

5 Well done, Lulu! This is for you!

Erm... a clock!

What's got two hands, a face and numbers?

6 Oh, thank you!

4 Now read again and complete.

A clock has got ... hands, a ... and ... .

**1** Read and complete.

A: Hello, can I help you?

B: Oh, yes, please. My children want to join Playtime. What do you do every day?

A: Well, on Mondays we **1) make toys.**

B: What do you do on Tuesdays?

A: On Tuesdays we **2) ...**

B: Do you read stories on Fridays?

A: No, we **3) ...** on Fridays. We read stories on Wednesdays.

B: I see. **4) ...** on Thursdays?

A: Yes, we do.

B: Oh, good. My children love cartoons!



## Playtime

Here's our programme:

Monday: make toys

Tuesday: play games

Wednesday: read stories

Thursday: watch cartoons

Friday: sing songs



**2** Lulu's week! Look and say.

	MON	TUES	WED	THURS	FRI	SAT	SUN
drink milk	✓	✓	✓	✓	✓	✓	✓
play tennis			✓		✓		
watch cartoons					✓	✓	
eat vegetables	✓	✓	✓	✓	✓	✓	✓
read a story	✓	✓					



She goes to school every day.  
He watches TV on Sundays.


watch → watches

fly → flies


Lulu drinks milk every day.  
She plays tennis on  
Wednesdays and Fridays.

3  Listen and repeat.

Chuckles and the children like chips, chocolate cakes and Coke.



The City Mice are dancing in a circle.



4 Copy the table and complete it.

children, city, juice, chair, carrot, cooker, rice, black, cheese, music, pencil, duck, chips, jacket, computer, sock

c		ck	ch
/k/	/s/	/k/	/tʃ/

5  Let's play!

What do I do on Mondays?



Do you play tennis?





## On Sundays

1 Listen and repeat.



2 Now, talk with your friend.

A: What do you do in the morning?  
 B: I have a shower, then I have breakfast.



in the morning



at night



at seven o'clock



3 Listen and match.

2



get up      come home



go to school      watch TV

go to bed



4 Now, ask and answer.

A: What time do you get up?  
 B: At seven o'clock.

5 Read and say **yes** or **no**.

## HOORAY! IT'S SUNDAY!

Lulu's favourite day is Sunday. She gets up at ten o'clock. In the morning, she has breakfast, then she visits her grandma and grandpa. Then, at one o'clock, she comes home and has lunch with her family.

In the afternoon, Lulu watches a video or listens to music. Then, at six o'clock, it's time for supper.

In the evening, she plays games with Chuckles. They have a lot of fun!

Then, at nine o'clock, Lulu goes to bed. Sundays are happy days for Lulu!




- 1 Lulu loves Sundays.
- 2 Lulu gets up early on Sundays.
- 3 In the morning, she goes to school.
- 4 She goes to bed at ten o'clock.

6  Portfolio: Now write about what you do on Saturdays or Sundays.

7  Let's play!



1  Listen and write the days. There is one extra day.

Monday

Wednesday


Friday

Sunday



Tuesday

Thursday

Saturday



Monday



2  Sing along!

# Holiday Rock



One o'clock, two o'clock,  
Three o'clock's fine,  
Any time; it's holiday time!

Morning, evening, noon or night!  
It's holiday - the time is right!

Monday, Tuesday, Wednesday's fine,  
Any time; it's holiday time!

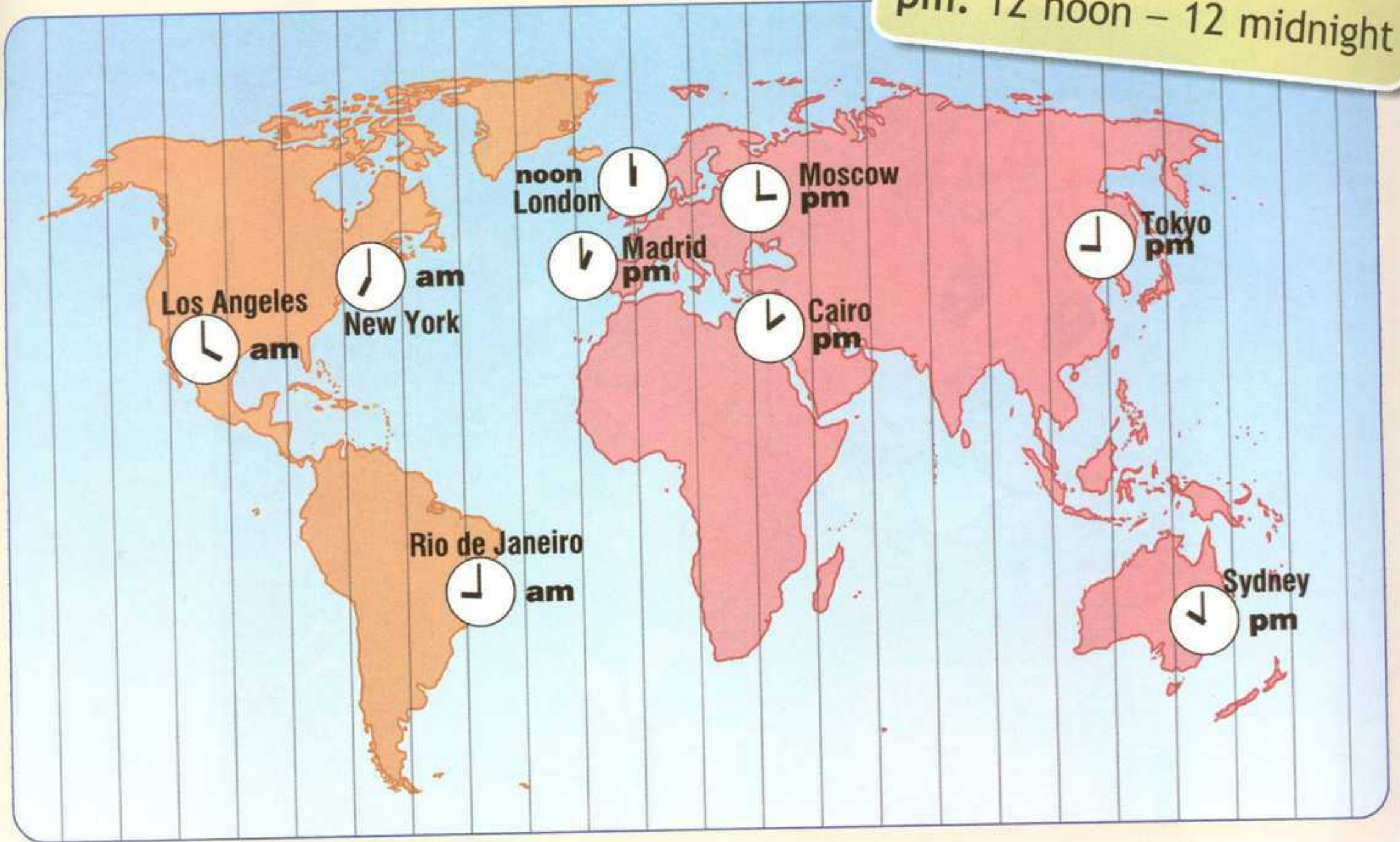


## Set your Clocks!



3 Look at the map and complete the sentences.

am: 12 midnight – 12 noon  
pm: 12 noon – 12 midnight



When it's 12 o'clock noon in London, it's ...


- |                          |                       |
|--------------------------|-----------------------|
| 1 ... in Moscow.         | 5 ... in Sydney.      |
| 2 2 pm in ... .          | 6 9 pm in ... .       |
| 3 ... in Rio de Janeiro. | 7 ... in Madrid.      |
| 4 7 am in ... .          | 8 ... in Los Angeles. |

4 It is 12 o'clock noon in Moscow. Find out the times in other cities/countries where your friends and relatives live.



# The TOY SOLDIER

Bella: I like all the toys  
In the children's playroom,  
But my favourite toy,  
Dear Sam, is you.



Sam: Dance with me, Bella,  
Round and round.  
Come on, everyone,  
Let's all dance around.

# The End



# Activities Module 8

## The Toy Soldier

1 Look at the picture on p. 130 and answer the questions.

- 1 What are Bella and Sam doing?
- 2 What colour is Sam's jacket?
- 3 What does Ted look like?
- 4 Has Pip got a small nose?
- 5 Are the toys happy?



2 Draw and colour your favourite toy.





## Cartoon Favourites!

How much do you know about these famous American cartoon characters?

**1** Read and fill in: **spinach, eating, helping, sailing, Scooby snacks.**



I'm Popeye the sailor man! What do I like doing? Well, of course I like 1) ... and I love eating 2) ... !

My name's Scooby Doo! I'm a very clever dog and I like 3) ... my owner, Shaggy! Oh, yes ... and I love eating 4) ... !



I'm Garfield the cat! I love sleeping and 5) ... !

**2** About you:


- 1 Do you know any other cartoon characters from America?
- 2 Do you know what they like doing?
- 3 Who is your favourite cartoon character?



# Now I know

## Vocabulary

1 Look, read and match. (20 points)



- a visit my friend
- b have breakfast
- c watch a video
- d go to bed
- e listen to music

	20
--	----

## Grammar

2 Read and fill in. (40 points)

- at has in on listens visits  
watches goes supper at home



Jack King gets up e.g. **at** 9 o'clock 1) ... Sundays. He 2) ... breakfast, then he 3) ... to the radio.

In the afternoon, he 4) ... his friends. He comes 5) ... at 6 o'clock, then eats 6) ... .

7) ... the evening, he 8) ... his favourite programme on TV, then 9) ... 11 o'clock he 10) ... to bed. Jack always has a nice time on Sundays!

	40
--	----

## Communication

### 3 Read and choose. (20 points)

1 A: What do you do in the evening?

- B: a) I visit my friends.  
b) I'm sleeping.

2 A: What are you doing now?

- B: a) I'm reading.  
b) I like reading.

	20
--	----

## Reading and Writing

### 4 Read and write the names. (20 points)

Here are some pupils talking about their favourite days.

**Bill:** My favourite day is Friday. I go to the sports centre and I play basketball with my team.

**Vicky:** I love Saturdays. I go to the cinema with my friends.

**Carol:** I like Sundays. I visit my Grandma and Grandpa and we have a great time together!

**Alan:** My favourite day is Wednesday. I have music lessons after school. I love music.

**Peter:** I like Tuesdays because I watch my favourite programme on TV.

e.g. watch TV **Peter**

- 1 visit Grandma and Grandpa
- 2 go to the cinema
- 3 play basketball
- 4 have music lessons

	20
--	----

Total		100
-------	--	-----

### Now I can ...

1 talk about my daily routine

2 tell the time


3 write about my favourite days



# Arthur + Rascal



## Episode 7






# Special Days!



# Merry Christmas, everybody!

1 Listen and read.



1 What's this, Arthur?

It's a Christmas tree, Rascal.



And what are these?

They're presents!



3 Turkey for Christmas dinner! Yummy!

Mmm, I can smell something nice!



4 Oh, oh! What's that noise?

Somebody is singing a Christmas carol!



5 It's Tricksy and her friends!

Merry Christmas, everybody!



6 Ooh..., I love Christmas! Can we do this again next year?

## 2 Chit-Chat

I can smell something nice!



Turkey! Yummy!



Christmas pudding



mince pies



sausages

## 3 Ask Santa.



Please, Santa, can I have a teddy bear?

## 4




Sing along!

# MERRY CHRISTMAS



We wish you a Merry Christmas!  
We wish you a Merry Christmas!  
We wish you a Merry Christmas!  
And a Happy New Year!

Oh, bring us some Christmas pudding!  
Oh, bring us some Christmas pudding!  
Oh, bring us some Christmas pudding!  
Please bring it out here!



# Mother's Day

1 What's the special word? Read, guess and complete.

Mum,  
Thanks for everything you do.  
I ... you.

Happy Mother's Day!



...  
Larry A

Mum,  
I ... you, because you're the best!

Happy Mother's Day!



...  
Lulu B

C Mum,  
You're very special to me.  
I ... you very much!

Happy Mother's Day!

...  
Maya



D Mum,  
Thank you for loving me!  
I ... you, too!

Happy Mother's Day!


...  
Paco



2 Think of your mother. What words come to mind?



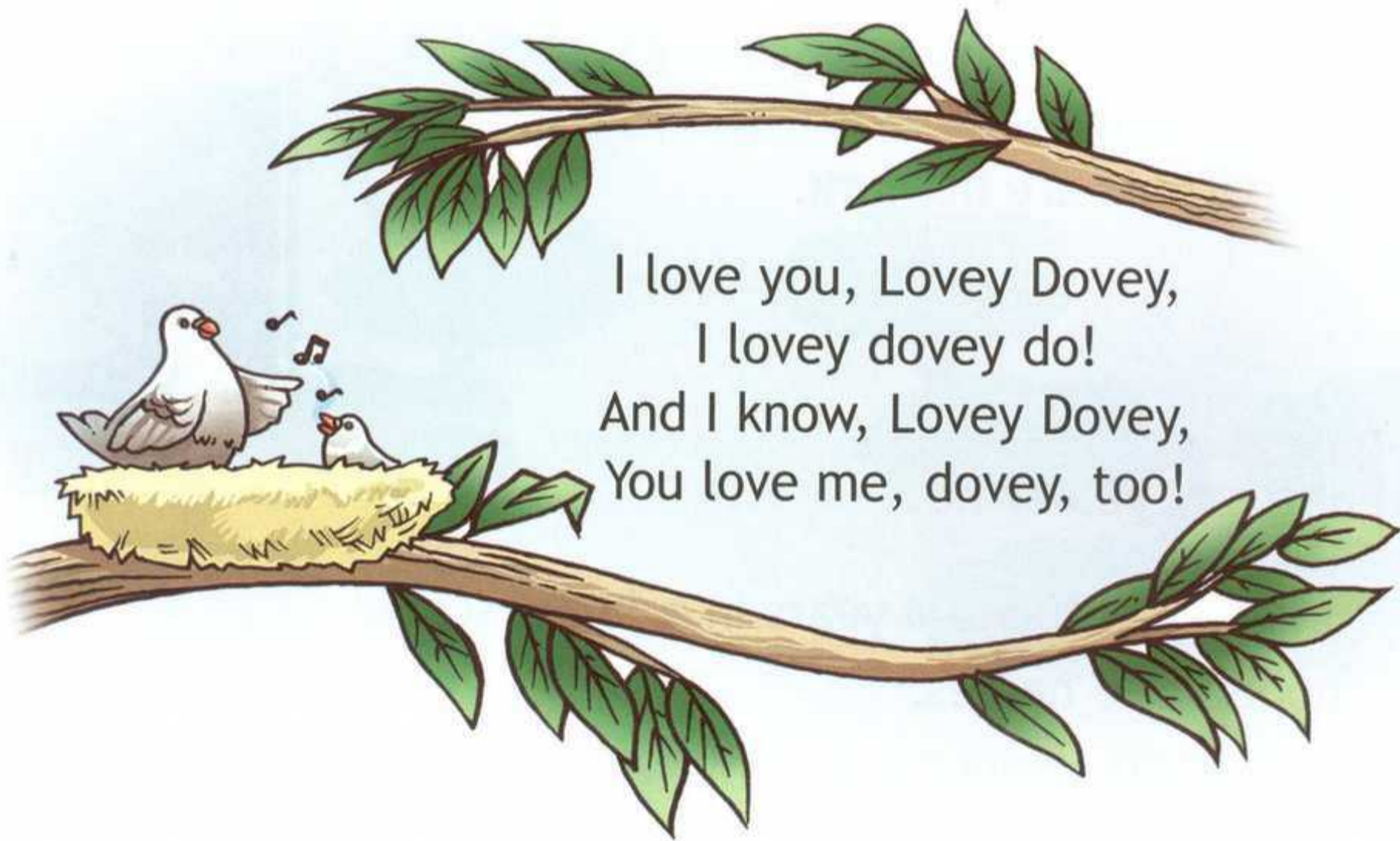
**3**  Listen and complete. Then sing along!



Oh, Mother, Mother,  
Mummy, Mum!  
Your love to me  
Is like the 1) ... !

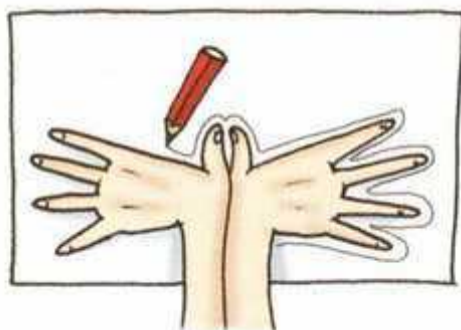
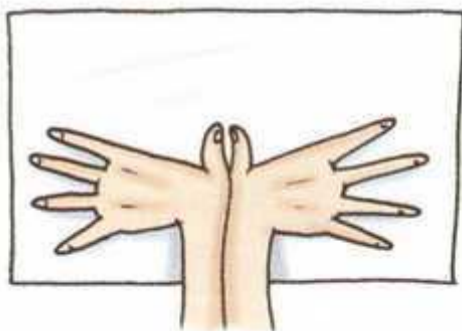
It's warm and happy  
With a smiling 2) ... !  
No other Mother  
Can take your place!

**4**  Listen and repeat.



I love you, Lovey Dovey,  
I lovey dovey do!  
And I know, Lovey Dovey,  
You love me, dovey, too!

**5** Make a Lovey Dovey for your mum.







# 1. Primary schools in Russia

Children in Russia spend 4 years in primary school. Most schools in Russia have numbers, not names, and in some schools students wear uniforms.

Every school has got classrooms, a gym, a computer room, a library and a canteen.

Students have 4-5 lessons a day and the subjects they have are: Russian, Reading, Maths, English, Nature Study, Computer Study, Art, Handicraft and PE.

During the breaks the children play games and relax. After the lessons some students stay at school and do homework with their teachers because their parents are at work.



in the classroom



in the computer room



in the canteen



in the library



in the gym

## 1 Read and say **yes** or **no**.

- 1 Children in Russia spend 4 years in primary school.
- 2 Most schools have names.
- 3 Students have six lessons a day.
- 4 Some students do homework with their teachers.

## 2 What about your school? Read and answer.

- 1 What's the number/name of your school?
- 2 Have you got a uniform at school?
- 3 Is your classroom big?
- 4 Have you got a computer room?
- 5 What can you do during the breaks?

## 2. Families in Russia

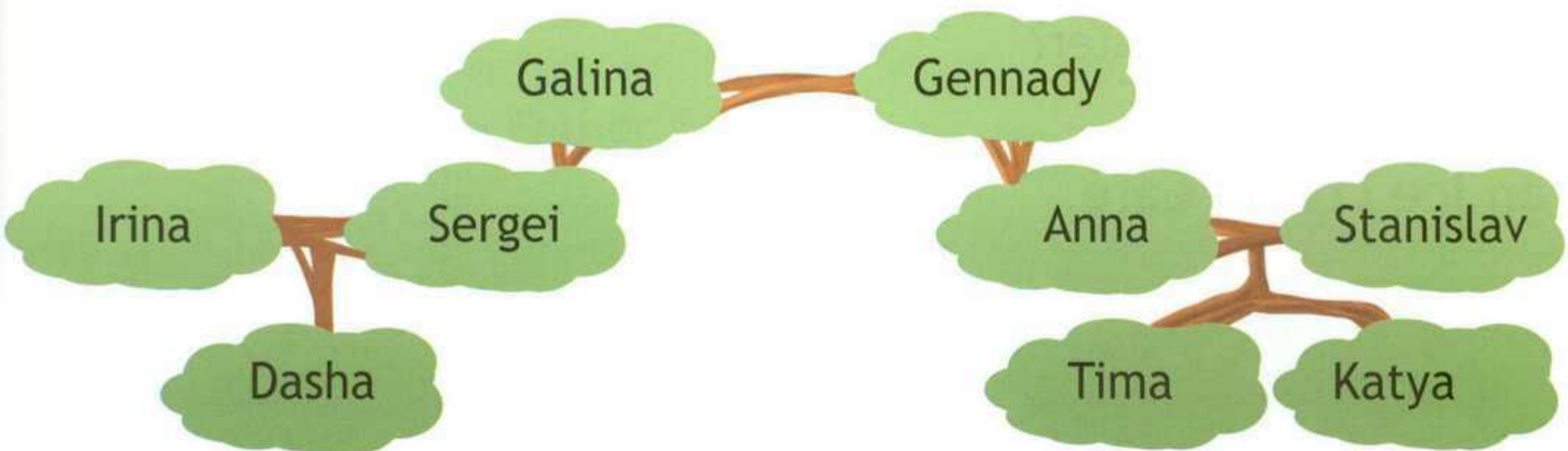


This is me and my pet rabbit Stepashka.

### My Family Tree

My name's Daria, Dasha for short. I'm 9 and I'm in year 3 at school. I live in Moscow. It's a big city and I like it here.

I've got a big family. Look at my family tree! My mum's name is Irina and my dad's name is Sergei. I haven't got a brother or a sister, but my dad's got a sister. She is my aunt. Her name's Anna. Stanislav is my uncle. My aunt and my uncle have got two children, Tima and Katya. They're my cousins. We love to talk and play together!



**1** Look at the family tree and answer.

- 1 Who are Galina and Gennady?
- 2 Has Dasha got a sister or a brother?
- 3 What are her cousins' names?
- 4 How many grandchildren have Galina and Gennady got?

**2** Draw your family tree and present it to the class.



## 3. I scream for ice cream!

Russian children like ice cream a lot. They eat it in hot and cold weather, at home and outside. They buy it in shops and kiosks. They also go to ice cream cafés with their friends. Children like all flavours of ice cream: chocolate, vanilla and fruit - they're all yummy! Ice cream is very popular in Russia and people have special ice cream festivals! They are great fun!



### 1 Answer the questions.

- 1 Do you like ice cream?
- 2 Where do you buy it?
- 3 Do you eat it in winter?
- 4 What's your favourite flavour?
- 5 Can you make ice cream?

### In an Ice cream Café.

### 2 Read and act out.

- A: Hello. Can I help you?  
B: Yes, please. I'd like an ice cream.  
A: What flavour?  
B: Chocolate, please.  
A: Here you are. It's 5 rubles.  
B: Thank you. Bye.  
A: Bye.




### 3 Draw a symbol for an ice cream festival and present it to your class.

# 4. Everybody likes presents!



New Year is a wonderful holiday. Russian children like it because they get a lot of presents. They get them from their parents, grandparents, friends and ... Father Frost! Father Frost and Snowmaiden, his granddaughter, live in Veliky Ustyug. They live in a beautiful wooden house.

Children write letters to Father Frost and ask him to bring them presents: toys, computer games, chocolates and books. Some children come to Veliky Ustyug to see Father Frost and Snowmaiden and give them presents too!



## 1 Write a letter to Father Frost.

Father Frost  
Veliky Ustyug  
Vologda Region  
Russia, 162340

Dear Father Frost,  
I'd like ..., ..., ..., ... and ... for New Year.  
Thank you very much.

Yours,

...



*Деду Морозу  
162340, Вологодская обл.,  
г. Великий Устюг*

## 5. Grandpa Durov's Wonderland



There is an unusual theatre in Moscow - Grandpa Durov's Wonderland. The actors there are not people, but animals: horses and ponies, chimps, elephants, bears, camels, hippos and birds! They can do a lot of tricks. Children like visiting this theatre a lot.



**1** Look at the pictures and say what the animals can do.



elephant/stand on two legs



chimp/play the piano



pigeon/walk on the ball



hippo/sing


**2** Read and answer.

- 1 Where can you see animals in your city/town/village?
- 2 Is there a zoo/circus/animal theatre there?
- 3 What tricks can the animals do?

# 6. House museums in Russia

In Russia the homes of famous people of the past such as poets, writers, composers and artists are now house museums. You can see different things there: armchairs and mirrors, tables and chairs, pictures and shelves, clothes and even toys. People come here to learn about their lives. Pupils do projects about these great people.

1 Here are some pictures of the Leo Tolstoy house museum in Moscow. What can you see there?



2 Are there any house museums in your village/town/city? Tell your class about it.


## 7. Fun after school

After school, Russian children like doing different things. Some of them like playing computer games, some like watching TV, some like reading. Some children also do music, sports, dance, art and drama classes after school. They learn to do interesting things there. It's a good way to make new friends and have some fun too.

### 1 Choose the odd one out.

- 1 In a music class you can: a) sing songs, b) play the piano, c) swim.
- 2 In an art class you can: a) play football, b) paint pictures, c) make masks.
- 3 In a drama class you can: a) wear costumes, b) put on a play, c) ride a bike.
- 4 In a dance class you can: a) watch TV, b) dance, c) exercise.
- 5 In a martial arts class you can: a) do karate, b) do judo, c) drive a car.

### 2 Where are the children? What are they doing? Look at the pictures and say.



- a She is in an art class. She's painting a picture.

## 8. Cartoon time



Cartoons in Russia are very popular, both with children and their parents. In the pictures, you can see some of their favourite cartoon characters!

### 1 Who is it? Read and match.

- 1 'I don't know who I am. I don't know my name. I don't have any friends.'
- 2 'I've got a dog and a cat, but they are not my pets, they are my friends. They live in the country.'
- 3 'I live in a flower city and I like wearing bright things. The big blue hat is my favourite. I don't like girls.'
- 4 'I'm not happy. I can't catch the small hare. I've got big teeth and I want to eat the hare up.'



- ### 2 Let's play! Describe your favourite cartoon character. Ask the class to guess.



# Further Reading Practice

**1** Read the words/sentences first to yourself, then aloud.

/aɪ/ right, light, fight, high;  
Look left, look right. Look high up in the sky.



/ɑː/ dark, start, bath, fast, carpet, glasses, can't, at last, Mark, Margaret;

"Can you see the carpet under the bath?" says Margaret to Mark. "No, I can't," says Mark. "It's very dark in here." "Open the curtains," says Margaret. "Oh yes," says Mark. "I can see the carpet now." "At last!" says Margaret.



/ɜː/ skirt, shirt, Shirley, T-shirt, dirty, turn, curtain;  
"Look at your dirty skirt, Shirley!" Mum says. "Look at your dirty T-shirt! No, Shirley, don't go near the curtains. Oh no. Now the curtains are dirty, too!"



/æ/ an, and, apple, that, black, hat, stand, glad, bag, lamp;  
Put on that

Put on that black hat

Put on that black hat and stand

Put on that black hat and stand next to

Put on that black hat and stand next to the lamp.



**2** Complete the words. Read them to your friend.

<p>1</p>  <p>l _ _ _ t</p>	<p>2</p>  <p>c _ _ _ _ t</p>	<p>3</p>  <p>sk _ _ t</p>	<p>4</p>  <p>gl _ _ _ _ s</p>	<p>5</p>  <p>h _ t</p>
---	---	---	--	---

# Further Reading Practice

## 3 Read the words/sentences first to yourself, then aloud.

/ʃ/ shirt, shine, shake, shelf, shocked, sharpener,  
Sheila, mushroom, wish;  
Sheila wishes to sell mushrooms when the sun  
shines.



/dʒ/ jam, job, jumper, orange, magic, magician;  
Jenny has got orange hair. She has got orange  
clothes, too. What's Jenny's job? Jenny is a  
magician!



/ɔɪ/ noise, join, point, enjoy, toy, boy, Troy, Roy;  
Roy is in his room. He's got a friend. His name is  
Troy. Troy is an elf boy. Troy likes to dance.  
"Come on, Roy!" says Troy. "Join the dance!"  
Listen! Who's that? That's Roy's mum. "Oh no!  
Hide, Troy!" "Roy, what's that noise?" Roy's mum  
asks. "It's OK, Mum," says Roy. "It's just a toy."



/ə/ ruler, rubber, brother, sister, singer, teacher,  
sharpener, blazer, cleaner;  
"Where's your ruler?" the teacher asks Peter.  
"Where's your rubber? Where's your sharpener?"  
"They're in my blazer," says Peter. "Where's your  
blazer?" "At home, Miss," says Peter.



## 4 Say the words. Find the word that is different.

1

shirt
sun
shake
shocked

2

orange
magic
girl
job

3

singer
noise
point
join


4

teacher
blazer
cleaner
jam

# Further Reading Practice

## 5 Read the words/sentences first to yourself, then aloud.

*/ɔ:/* all, small, tall, ball, talk, board, morning, forty;  
 “Good morning, boys and girls,” says Miss Smith.  
 “Don’t talk. All the boys, come to the board and draw a small ball, please.”



*/ɑ:/* car, far, barn, farm, farmer, alarm, guitar, father;  
 Mark is a farmer. All the animals on Mark’s farm love him. “He’s great fun!” says Carly the cow. “Mark plays the guitar in the barn for us.”



*/ɜ:/* girl, thirty, thirteen, Shirley, birthday, purple;  
 Who’s that girl in the purple dress? Oh yes. It’s Shirley. Shirley is thirteen today. Happy Birthday, Shirley.



*/eɪ/* name, skate, plane, day, great;  
 Today is a great day for Kate. It’s her birthday. What is this? A plane? A plane for Kate? That’s great! Happy Birthday, Kate!



*/æ/* sad, dad, rap, band, land, man, have, happy, Jack;  
 Jack and Jill are sad. They haven’t got any water. “Let’s get some water, Jill,” says Jack. So Jack and Jill go up a hill. They have got some water now. Jack and Jill are very happy.



## 6 Change the underlined letters to make up new words.

- |                           |                        |                       |
|---------------------------|------------------------|-----------------------|
| 1 <u>m</u> e - <u>h</u> e | 4 <u>r</u> ed - .....  | 7 <u>b</u> ox - ..... |
| 2 <u>t</u> all - .....    | 5 <u>c</u> at - .....  | 8 <u>s</u> ad - ..... |
| 3 <u>f</u> ar - .....     | 6 <u>b</u> and - ..... | 9 <u>t</u> oy - ..... |

# Further Reading Practice

## 7 Read the words/sentences first to yourself, then aloud.

/ɪ/ tin, bin, big, sing, trick, swim;

The Tin Man is sad. He can't swim. "What's the matter?" asks Jill. "I can't swim," says the Tin Man. "I've got an idea!" says Jill. "Come with me!" So the Tin Man follows Jill. "Look! A big bin!" says Jill. "You can learn to swim in this big bin!"



/eɪ/ sail, tail, fail, wait, whale, face;

This is Jane. Jane likes to sail. Look! Whose tail is this? Ah yes, it's Miss Whale's. "Hello, Jane," says Miss Whale. "Let's set sail!"



/aɪ/ eye, fly, sky, ride, like, kite, white, climb, knight;

Mike is a white kite. He's alone in the sky. One day Mike sees a bike. "Hello," says Mike. "Hi," says the bike. "Can you ride a bike?" "No," says Mike. "Can you fly?" "No," says the bike. "But I can climb!" So the bike climbs up the hill. Now Mike isn't alone. He's got a friend.



/əʊ/ no, go, nose, note, home, those, old, know;

"Take this note to Mr Jones, Tony," says Mrs Bones. "Who's Mr Jones?" asks Tony. "I don't know him." "His home is up the hill," says Mrs Bones. "Oh yes, I know," says Tony. "He's the old man with the big nose!"



## 8 Complete the words.

ee ea



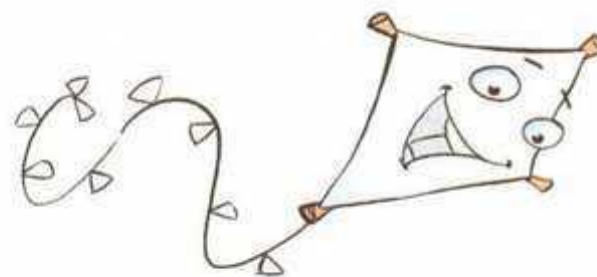
1 tr.....

o a



2 wh.....le

i ai



3 k.....te

i o



4 n.....se

# Further Reading Practice

## 9 Read the words/sentences first to yourself, then aloud.

*/ju:/* new, you, beautiful;  
a beautiful horse  
What a beautiful horse  
What a beautiful horse you have, Simon!



*/æ/* bag, back, dad, that, land, hand, track, carry,  
Pam, can, has, cat;  
This is Pam. Pam has something in her bag. "Pam, come back," Dad says. "What are you carrying in your bag?" "Nothing, Dad," Pam says. Then Dad opens Pam's bag. "What's that, Pam?" Dad asks Pam. "It's a cat, Dad," Pam says. "Can we keep it, Dad? Please!" "Oh, alright," says Dad and puts the cat down with his hand.



*/ei/* train, wait, great, late, safe, brave, Jake, say;  
This is Jake. Jake is waiting for the train. Jake likes to ride the train. Here comes the train. A crocodile is on the train. Is Jake safe? What do you say? Yes, Jake is safe. The crocodile likes to ride the train, too. Now Jake and the crocodile are riding the train together. That's great!



## 10 Write the words in three groups: a group with the */ju:/* sound, a group with the */æ/* sound and a group with the */ei/* sound. There are words you do not need.

you, cut, Mark, beautiful, dad, come, start, work, land, great, hand, soon, bath, duck, train, children, good, say, fun, wait, dark, fast.

# Further Reading Practice


**11** Read the story first to yourself, then to your friend.

Mrs Mouse has got three children, Billy, Becky and Bobby. One day, Mrs Mouse tells her children to go out and play.

“Go now, children. But be careful. Do not go near the field. Old Black Cat lives there!”

But Billy, Becky and Bobby go to the field and play there. Suddenly, Billy stands up and say, “I can hear something. Old Black Cat is coming!” So Billy, Becky and Bobby run away very fast. “Quickly! In here!” says Becky. And the three little mice go into a big bag of flour. Old Black Cat goes away. The three little mice come out of the bag. There is flour in their ears and in their mouths!

At last Billy, Becky and Bobby go back home. “Shoo!” says Mrs Mouse, when they go home. “You don’t live here. My children are grey, not white!” The three little mice go away. They are very sad. Just then the rain comes down and washes the flour away! “We’re all grey again!” says Billy. “We can go home now,” says Becky. “Hurrah!” says Bobby.



**12** Read the story again and answer the questions.

- 1 How many children has Mrs Mouse got? What are their names?
- 2 Who lives in the field?
- 3 What is there in the bag?
- 4 What colour are the mice now?
- 5 What washes the flour away?

**13** Read the story again and find the words.

- |                     |                  |
|---------------------|------------------|
| 1 /'tʃɪldrən/ ..... | 6 /'flaʊə/ ..... |
| 2 /pleɪ/ .....      | 7 /ɪə/ .....     |
| 3 /ðeə/ .....       | 8 /maʊs/ .....   |
| 4 /fi:ld/ .....     | 9 /'wɒʃɪz/ ..... |
| 5 /hɪə/ .....       |                  |

# Further Writing Practice



## • Punctuation

### Writing Tips!

- We use a **full stop** (.) at the end of the sentence.
- We use a **question mark** (?) after interrogative sentences.
- We use an **exclamation mark** (!) for commands and strong feelings.
- We use a **comma** (,) to join two things.

Read the e-mail below and find: three full stops, two commas, one exclamation mark and one question mark.

Hello,

My name's Yuri and I'm 10. I'm in Year 5 at school. I like English, Art and PE. My favourite subject is Music!

What about you?

Yuri



## • Using capital letters

### Writing Tips!

We use capital letters for:

- "I am" (personal pronoun)
- the first word in a sentence, e.g. *She's ten.*
- countries, e.g. *France*
- school subjects, e.g. *Art*
- names

1 Write the sentences. Use the correct capital letters.

0 my name's John.

**My name's John.**

1 my name is eva and i'm nine years old.

.....

2 i'm ida i'm from russia.

.....

3 her favourite subject is art.

.....

4 she lives in the uk. She speaks english.

.....

## 2 Correct the paragraph. There are 6 mistakes.

Hello, ~~i~~'m ana. I'm ten and my favourite school subject is history.  
This is my mother and father. their names are ida and Alexander.  
we are a happy family!



### • Connectors

#### Writing Tips!

- We use **and** or **but** to join two ideas.
- We use **and** to join similar ideas, e.g. *I like ice cream **and** biscuits.*
- We use **but** to join contrasting ideas, e.g. *I like juice **but** I don't like Coke.*

## 1 Complete the sentences with *but* or *and*.

- |  |   |
|--|---|
| 1 I like ice cream ..... jelly.                          | 4 We've got some sausages<br>..... potatoes ..... we<br>haven't got any rice. |
| 2 She likes chips ..... she<br>doesn't like burgers.     | 5 My brother likes orange juice<br>..... Coke.                                |
| 3 Can I have some potatoes<br>..... some carrots please? |   |

## 2 Join the sentences with *but* or *and*.

- |  |   |
|--|---|
| 1 We haven't got carrots. We've got<br>potatoes.<br>.....    | 4 I like pizza. I like burgers too.<br>.....            |
| 2 Maria likes ice cream. She likes<br>jelly too.<br>.....    | 5 Yuri likes singing. He likes dancing<br>too.<br>..... |
| 3 We have some popcorn. We haven't<br>got any coke.<br>..... | 6 He likes chicken. He doesn't like<br>fish.<br>.....   |



# Further Writing Practice

## 3 Fill in the gaps. Use *but* or *and*.

Milla,

We've got some potatoes ..... we haven't got any rice. We've got some eggs ..... carrots ..... we need some oranges ..... some bananas. We've got some juice ..... milk ..... we need some Coke.

Alexander



eggs	✓
rice	✗
bananas	✗
oranges	✗
milk	✓
juice	✓
Coke	✗
potatoes	✓
carrots	✓

## • Addresses

### Writing Tips!

Your address

Ana Visserova  
Street Address  
City, Country  
Postcode



Matvey Sikirov  
Street Address  
City, Country  
Postcode

Your friend's address

## 1 Write the addresses.

1 **From:** Emma Pit  
21 Church Street London,  
U.K. 86378E9

**To:** Milla Viznerov  
Chayanova 15 Moscow,  
Russia 125267


2 **From:** Nicola Truni  
22 rue Monsieur le Prince Paris,  
France 83792

**To:** Nikos Pappas  
Mountaki 37 Athens, Greece 1350



# Further Writing Practice

- 2 You want to send a letter to a friend. Write the addresses on the envelope.



## • Adjectives

### Writing Tips!

- We can use adjectives before a noun, e.g. *Maria has got a funny cat.*
- We can use adjectives after the verb to be, e.g. *Her cat is clever.*

- 1 Look at the text and underline the adjectives.

I've got a funny cat. Her name is Fluffy. She has got small ears and a fat body. She's very cute! Fluffy is clever too! She can jump and climb!

- 2 Put the words in the correct order.

1 my brother/blue/has got/eyes

.....

2 Maria/a beautiful/house/has got

.....

3 My/has got/a long/tail/dog

.....

4 My brother/clever/is

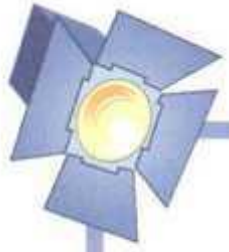
.....

- 3 Read and correct the paragraph.

I've got a dog funny. Her name is Marta. She has got ears big and a body long. Marta clever is too! She can jump and climb!



# Further Writing Practice



## • Reference words

### Writing Tips!

We use reference words in order to avoid repetition.

e.g. *This is our house. Our house is blue.*  
*This is our house. It's blue.*

## 1 Join the sentences.

1 This is my room. My room is blue.  
**This is my room. It's blue.**

2 Ida's house is big. Ida's house has got seven bedrooms.  
.....

3 Ida's eyes are beautiful. Ida's eyes are blue.  
.....

4 I like burgers. Burgers are yummy!  
.....

5 My new house is funny! My new house is pink!  
.....

6 I like John's room. John's room is big.  
.....

## 2 Rewrite the text below.

This is our house. Our house is very big! Our living room is beautiful. Our living room is blue and green. My sister's bedroom is pink. My sister's bedroom is not very nice. My bedroom is blue. My bedroom is very nice!



## • Paragraphs

### Writing Tips!

- Divide your work in paragraphs.
- Give each paragraph a different topic.

# Further Writing Practice

## 1 Match the paragraphs to the topics.

a) In the morning

c) In the evening

b) In the afternoon

1  Ana's favourite day is Friday. She gets up at eight o'clock. She has breakfast, then, she goes to school.

2  After school, Ana listens to music. She also plays games with her brother. They have a lot of fun together.

3  Then, at nine o'clock, Ana goes to bed. Fridays are happy days for Ana!

## 2 Divide the text in paragraphs. Underline the words that start each paragraph.

Mark's favourite day is Saturday. He gets up at nine o'clock. In the morning he has breakfast, then, he goes to the park. In the afternoon, Mark watches television. He also plays computer games. Then, at ten o'clock, Mark goes to bed. Saturdays are a lot of fun for Mark!

## 3 Write what you usually do every day. Use the writing plan below.

### Paragraph 1

In the morning...

### Paragraph 2

In the afternoon...

### Paragraph 3

Then, at...

# Further Speaking Practice

- Giving personal information

## 1 Take roles and read out.



- A: What's your name?  
B: My name's Maria Viznerova.  
A: Sorry? Can you spell that, please?  
B: Yes, it's V-I-Z-N-E-R-O-V-A.  
A: How old are you, Maria?  
B: I'm 10.  
A: What's your favourite subject?  
B: Art.

## 2 Work in pairs. Act out similar dialogues.

- Talking about your family

## 1 Take roles and read out.

- Matvey: Who's that?  
Marya: That's my mum!  
Matvey: Who's the girl next to her?  
Marya: That's my sister, Olga!  
Matvey: She's very beautiful.



## 2 Work in pairs. Act out similar dialogues.

- Offering and thanking

## 1 Take roles and read out.

- Yuri: This is for you!  
Olga: Oh, how sweet! What is it?  
Yuri: It's a doll!  
Olga: It's lovely! Thank you!

# Further Speaking Practice

2 Work in pairs. Use the pictures below and act out similar dialogues.



## • Ordering food

1 Take roles and read out.

A: Hi! Can I help you?

B: Yes. Can I have two burgers and two Cokes, please?

A: Anything else?

B: Yes. Can I have some chips, please?

A: That's ten euros.

B: Here you are.

A: Thanks.

2 Work in pairs. Use the menu and act out a similar dialogue.

Menu		Menu	
Burger	€3	Drinks	
Pizza	€5	Coke	€1
Sausages	€5	Orange Juice	€1.50
Chicken	€7	Water	€1
Rice	€2	Desserts	
Chips	€2	Ice cream	€1
		Jelly	€1



# Further Speaking Practice

- Preferences

## 1 Take roles and read out.

Nadja: Do you like dancing?

Yuri: I love dancing! What about you?

Nadja: I don't like dancing, but I love painting!

Yuri: Really? I don't like painting at all!

## 2 Work in pairs. Use the pictures below or your own ideas and act out similar dialogues.



- Describing your pet

## 1 Take roles and read out.

Vladimir: Have you got a pet?

Inga: Yes, I've got a dog! His name is Max!

Vladimir: Really? What does he look like?

Inga: He's got big ears and a fat body. He's very cute!

## 2 Work in pairs. Use the pictures below or your own ideas and act out similar dialogues.



# Further Speaking Practice

- Describing your room

**1** Take roles and read out.

Maria: What's your room like?

Anton: It's blue and white.

Maria: Is it big?

Anton: No, it's not very big.

Maria: Is there a desk?

Anton: Yes, there is a desk next to my bed.



**2** Work in pairs. Use your own ideas and act out similar dialogues.

- Talking about routines

**1** Take roles and read out.

Dimitri: What time do you get up in the morning?

Eva: At seven o'clock. I have breakfast and I go to school. What about you?

Dimitri: I usually get up at seven too. What time do you go to bed?

Eva: At nine o'clock. But at the weekends I go to bed at ten.

**2** Work in pairs. Use your own ideas and act out similar dialogues.



## Модуль 1

Глагол 'to be' (быть, находиться, являться)

Утверждение		Вопрос
Полная форма	Краткая форма	
I am	I'm	Am I?
You are	You're	Are you?
He is	He's	Is he?
She is	She's	Is she?
It is	It's	Is it?
We are	We're	Are we?
You are	You're	Are you?
They are	They're	Are they?

Отрицание	
Полная форма	Краткая форма
I am not	I'm not
You are not	You aren't
He is not	He isn't
She is not	She isn't
It is not	It isn't
We are not	We aren't
You are not	You aren't
They are not	They aren't

### Краткие ответы

В кратких ответах используется **Yes** или **No**. В кратких ответах мы не повторяем весь вопрос, а используем только **Yes** или **No**, личное местоимение (*I, you, he, etc*) и глагол **am ('m not), is (isn't)/are (aren't)**.

Are you a student? — Yes, I am/we are.  
— No, I'm not/we aren't.

Is he/she/it from England? — Yes, he/she/it is.  
— No, he/she/it isn't.

## Модуль 2

Притяжательные местоимения

Личные местоимения	Притяжательные местоимения
I	my
you	your
he	his
she	her
it	its
we	our
you	your
they	their

**Притяжательные местоимения** показывают:

- принадлежность.
- отношения между людьми.

**Притяжательные местоимения** употребляются перед существительными.

Look at **my** schoolbag!

This is **my** mother.

Форма множественного числа

Большинство существительных образуют форму множественного числа путём прибавления **-s**.

pen — pens

book — books

## Модуль 3

Present Simple — Настоящее простое время

Утверждение	Вопрос
I like	Do I like?
You like	Do you like?
He likes	Does he like?
She likes	Does she like?
It likes	Does it like?
We like	Do we like?
You like	Do you like?
They like	Do they like?

### Употребление

Present Simple употребляется, когда речь идёт о регулярно повторяющихся, повседневных действиях и привычках.

I get up at 8 am every day.

## Отрицание

Полная форма	Краткая форма
I do not like	I don't like
You do not like	You don't like
He does not like	He doesn't like
She does not like	She doesn't like
It does not like	It doesn't like
We do not like	We don't like
You do not like	You don't like
They do not like	They don't like

## Утвердительная форма

- Настоящее простое время образуется при помощи подлежащего (существительное или личное местоимение) и смыслового глагола. В 3-ем лице единственного числа к глаголу добавляется **-s**.

## Вопросительная форма

- В вопросах для всех лиц, кроме 3 лица единственного числа, используется вспомогательный глагол **do** + **подлежащее** + **смысловый глагол**.  
**Do you like pizza?**
- В 3-м лице единственного числа используется вспомогательный глагол **does** + **подлежащее** + **смысловый глагол**.  
**Does he like chicken?**

## Отрицательная форма

- В 3-м лице единственного числа используется вспомогательный глагол **does not (doesn't)** + **смысловый глагол**.
- В остальных случаях используется вспомогательный глагол **do not (don't)** + **смысловый глагол**.

## Краткие ответы

В кратких ответах используется **Yes** или **No**, личное местоимение (*I, you, he, etc*) и вспомогательный глагол **do/don't** или **does/doesn't**.

Do you like milk?	Yes, I /we do. No, I/we don't.
Does he/she/it like milk?	Yes, he/she/it does. No, he/she/it doesn't.
Do they like milk?	Yes, they do. No, they don't.

## Местоимения Some / Any

- Some** употребляется с неисчисляемыми существительными в утвердительных предложениях.  
There is **some cheese** in the fridge.
- Some** также употребляется в утвердительных предложениях с исчисляемыми существительными во множественном числе.  
There are **some apples** in the fridge.
- Any** употребляется с исчисляемыми и неисчисляемыми существительными в отрицательных и вопросительных предложениях.  
There aren't **any eggs** on the table.  
There isn't **any water** in the glass.  
Are there **any biscuits**?  
Is there **any chocolate**?
- Some** употребляется в вопросительных предложениях, обозначающих просьбу.  
Can I have **some milk**, please?

## Модуль 4

## Possessive case – Притяжательный падеж

- Притяжательный падеж показывает принадлежность.  
Lulu's rocking horse
- Притяжательный падеж образуется с помощью **'s** (апостроф и s).  
Larry's train      the dog's house
- Чтобы узнать кому что-либо принадлежит, задаётся вопрос, начинающийся со слова **whose**.  
**Whose** is this doll?

## Неопределенный артикль A/An

Неопределенный артикль **a/an** употребляется перед исчисляемыми существительными в единственном числе.

- a** употребляется перед существительными, начинающимися с согласных:  
a ball      a pencil case
- an** употребляется перед существительными, начинающимися с гласных:  
an aeroplane      an elephant

Указательные местоимения This/That/These/Those – Этот/Тот/Эти/Те

- **this/these** употребляются, когда говорят о находящихся вблизи людях, животных или предметах или указывают на них.

This is a tea set. **These** are lamps.

- **that/those** употребляются, когда говорят о находящихся далеко людях, животных или предметах или указывают на них.

**That** is an elephant. **Those** are chairs.

Модуль 5

The verb 'have got' – (иметь)

Утверждение		Вопрос
Полная форма	Краткая форма	
I have got	I've got	Have I got?
You have got	You've got	Have you got?
He has got	He's got	Has he got?
She has got	She's got	Has she got?
It has got	It's got	Has it got?
We have got	We've got	Have we got?
You have got	You've got	Have you got?
They have got	They've got	Have they got?

Отрицание

Полная форма	Краткая форма
I have not got	I haven't got
You have not got	You haven't got
He has not got	He hasn't got
She has not got	She hasn't got
It has not got	It hasn't got
We have not got	We haven't got
You have not got	You haven't got
They have not got	They haven't got

Употребление

Глагол **have got** употребляется, чтобы:

- показать принадлежность чего-либо кому-либо.

She **has got** a rabbit.

- описывать людей, животных или предметы.

It's **got** a big mouth.

Краткие ответы

В кратких ответах употребляется только **Yes** или **No**, личное местоимение в именительном падеже (I, you, he, etc) и глагол **have (haven't)/has (hasn't)**. **Got** в ответе опускается.

Have you got a brother? } Yes, I have/we have.  
 } No, I haven't/we haven't.

Has he/she/it got small ears? } Yes, he/she/it has.  
 } No, he/she/it hasn't.

Note: It's got = It has got  
 It's = It is

Множественное число — исключения

Ед. число	Мн. число
man	men
woman	women
child	children
tooth	teeth
foot	feet
mouse	mice
fish	fish
sheep	sheep

Глагол 'can' – (мочь, уметь)

Утверждение	Вопрос
I can walk	Can I walk?
You can walk	Can you walk?
He can walk	Can he walk?
She can walk	Can she walk?
It can walk	Can it walk?
We can walk	Can we walk?
You can walk	Can you walk?
They can walk	Can they walk?

Отрицание

Полная форма	Краткая форма
I cannot walk	I can't walk
You cannot walk	You can't walk
He cannot walk	He can't walk
She cannot walk	She can't walk
It cannot walk	It can't walk
We cannot walk	We can't walk
You cannot walk	You can't walk
They cannot walk	They can't walk

Глагол **can** выражает способность/умение.  
*A bird can fly.*

**Краткие ответы**

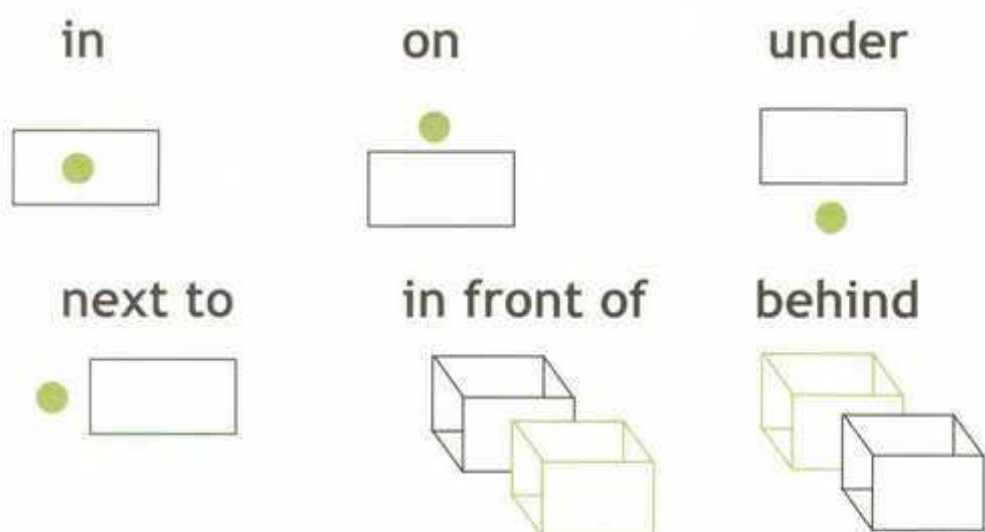
В кратких ответах употребляется только **Yes** или **No**, личное местоимение в именительном падеже (I, you, he, etc) и глагол **can/can't**.

Can you he/she etc sing? } Yes, I/he/she/etc can  
 No, I/he/she/etc can't.

**Модуль 6**

Prepositions of place – Предлоги места

Предлоги места помогают определить местонахождение предмета/лица.



Plurals – Формы множественного число

- Большинство существительных образуют форму множественного числа путем добавления **-s**.  
 chair – chairs
- К существительным, оканчивающимся на **-ch, -s, sh -ss, -o** или **-x** во множественном числе добавляется **-es**.  
 bus – buses                      glass – glasses  
 potato – potatoes              box – boxes
- К существительным, оканчивающимся на **гласную + y** добавляется **-s**.  
 boy – boys
- У существительных, оканчивающихся на **согласную + y**, во множественном числе **-y** заменяется на **-i** и добавляется **-es**.  
 baby – babies
- У существительных, оканчивающихся на **-f** или **-fe**, во множественном числе заменяются на **-v** и добавляется **-es**.  
 shelf – shelves

Конструкция There is/There are

Конструкция **There is/There are** употребляется для сообщения о наличии в данном месте какого-либо лица или предмета.

- **there is** употребляется с существительными в единственном числе. Краткой формой **there is** является **there's**.  
**There is (There's)** an armchair in the living room.
- **there are** употребляется во множественном числе.  
**There are** two beds in the bedroom.
- Вопросительная форма: **Is there?/Are there?**  
**Is there** a shelf in your room?  
**Are there** four dishes on the table?
- Отрицательная форма: **There is not (isn't) .../There are not (aren't) ...**  
**There is not (isn't)** a fridge in the kitchen.  
**There are not/aren't** four glasses in the cupboard.

**Модуль 7**

Present Continuous – Настоящее продолженное время

Утверждение	
Полная форма	Краткая форма
I am playing	I'm playing
You are playing	You're playing
He is playing	He's playing
She is playing	She's playing
It is playing	It's playing
We are playing	We're playing
You are playing	You're playing
They are playing	They're playing

Вопрос	
Am I playing?	Are we playing?
Are you playing?	Are you playing?
Is he playing?	Are they playing?
Is she playing?	
Is it playing?	

Отрицание	
Полная форма	Краткая форма
I am not playing	I'm not playing
You are not playing	You aren't playing
He is not playing	He isn't playing
She is not playing	She isn't playing
It is not playing	It isn't playing
We are not playing	We aren't playing
You are not playing	You aren't playing
They are not playing	They aren't playing

Present Continuous образуется при помощи вспомогательного глагола to be (am, is, are) и смыслового глагола с окончанием -ing.

### Употребление

Present Continuous употребляется, когда речь идет о действиях, происходящих сейчас, в момент речи;

Указатели времени (сигналы), употребляемые с Present Continuous: now, at the moment, etc.

### Краткие ответы

В кратких ответах употребляется только **Yes** или **No**, личное местоимение в именительном падеже (I, you, he, etc) и глагол **to be** в нужной форме. Смысловой глагол с окончанием **-ing** в ответе опускается.

Are you eating? } Yes, I /we are.  
No, I/we aren't.

Is he/she/it eating? } Yes, he/she/it is.  
No, he/she/it isn't.

Are they eating? } Yes, they are.  
No, they aren't.

## Модуль 8

Present Simple – Настоящее простое время

### Правописание глаголов в 3-м лице единственного числа.

- К большинству глаголов в 3-м лице единственного числа прибавляется **-s**.  
I paint – he paints
- К глаголам, оканчивающимся на **-ss, -sh, -ch, -x** или **-o** добавляется **-es**.  
I watch – he watches, I go – he goes
- К глаголам, оканчивающимся на согласную + **y** **-y** заменяется на **-i** и добавляется **-es**.  
I study – he studies **BUT** I play – he plays

### Произношение (3-е лицо, единственное число)

Окончания **-s** или **-es** произносятся как:

- /s/ если глаголы оканчиваются на /f/, /k/, /p/ или /t/. he eats
- /ɪz/ если глаголы оканчиваются на /s/, /ʃ/, /tʃ/ или /z/. he watches
- /z/, если глаголы оканчиваются на другие звуки. he swims

Prepositions of time – Предлоги времени

#### At

время: at 4 o'clock  
праздники: at Christmas  
выражения: at noon, at night, at the weekend

#### In

выражения: in the morning/afternoon/evening

#### On

дни недели: on Monday

Consonants	
/p/ p <u>encil</u>	/ʃ/ s <u>heep</u>
/b/ b <u>ody</u>	/ʒ/ un <u>usual</u>
/d/ d <u>esk</u>	/h/ h <u>ead</u>
/t/ t <u>rain</u>	/tʃ/ c <u>hicken</u>
/k/ c <u>arrots</u>	/dʒ/ j <u>elly</u>
/g/ g <u>lass</u>	/m/ M <u>onday</u>
/f/ f <u>ace</u>	/n/ n <u>ight</u>
/v/ v <u>isit</u>	/ŋ/ l <u>ong</u>
/θ/ t <u>hin</u>	/w/ w <u>oman</u>
/ð/ m <u>other</u>	/r/ r <u>ice</u>
/s/ s <u>upper</u>	/l/ l <u>eg</u>
/z/ m <u>usic</u>	/j/ y <u>ear</u>

Vowels and diphthongs	
/ɪ/ m <u>irror</u>	/ɔ:/ s <u>hort</u>
/e/ e <u>lephant</u>	/u:/ r <u>uler</u>
/æ/ m <u>an</u>	/ɜ:/ w <u>ork</u>
/ɒ/ h <u>ot dog</u>	/eɪ/ t <u>ail</u>
/ʌ/ c <u>upboard</u>	/aɪ/ m <u>ice</u>
/ə/ s <u>occer</u>	/ɔɪ/ t <u>oy</u>
/ʊ/ c <u>ooker</u>	/oʊ/ s <u>ofa</u>
/i/ t <u>wenty</u>	/aʊ/ m <u>outh</u>
/i:/ t <u>ee</u> th	/eə/ a <u>eropl</u> ane
/ɑ:/ a <u>rm</u> chair	/ɪə/ h <u>ere</u>

# Word List

## Starter Unit

again /əgeɪn/ снова  
begin /bɪɡɪn/ начинать  
day /deɪ/ день  
duck /dʌk/ утка  
everyone /evriwʌn/ все, каждый  
little /lɪtəl/ маленький  
love /lʌv/ любовь  
Nice to see you. /naɪs tə si: ju:/ Рад тебя видеть.  
pencil case /pensl keɪs/ пенал  
phone number /fəʊn nʌmbə/ телефонный номер  
rainbow /reɪnbəʊ/ радуга  
think /θɪŋk/ думать  
today /tədeɪ/ сегодня  
Welcome back! /welkəm bæk/ С возвращением!

## Module 1

### Unit 1: School again!

be late /bi leɪt/ опаздывать  
come /kʌm/ приходиться  
get /get/ получать  
number /nʌmbə/ номер, число  
once more /wʌns mɔː/ ещё раз  
pen /pen/ ручка  
pencil /pensl/ карандаш  
plus /plʌs/ плюс  
rubber /rʌbə/ ластик  
ruler /ru:lə/ линейка  
school /sku:l/ школа  
school bag /sku:l bæɡ/ школьный портфель, рюкзак  
time /taɪm/ время

### Unit 2: School subjects

Art /ɑːt/ изобразительное искусство  
come on /kʌm ɒn/ смелее  
Geography /dʒɪɒɡrəfi/ география  
History /hɪstəri/ история  
Maths /mæθs/ математика

Music /mju:zɪk/ музыка  
object /ɒbdʒɪkt/ предмет  
PE /pi: i:/ физическое воспитание  
Science /saɪəns/ естествознание  
subject /sʌbdʒɪkt/ школьный предмет  
year /jɪə/ год

## Module 2

### Unit 3: A New member!

big brother /bɪɡ brʌðə/ старший брат  
family tree /fæmɪli tri:/ генеалогическое (родословное) древо  
little sister /lɪtəl sɪstə/ младшая сестра  
of course /əv kɔːs/ конечно

### Unit 4: A Happy family!

baby /beɪbi/ младенец  
big /bɪɡ/ большой  
father /fɑːðə/ папа  
grandfather /grændfɑːðə/ дедушка  
grandmother /grændmʌðə/ бабушка  
great /greɪt/ замечательный, великолепный  
mother /mʌðə/ мама  
small /smɔːl/ маленький  
tall /tɔːl/ высокий

## Module 3

### Unit 5: He loves jelly!

cheese /tʃi:z/ сыр  
chicken /tʃɪkɪn/ курица, цыплёнок  
egg /eg/ яйцо  
jelly /dʒeli/ желе  
lemonade /leməneɪd/ лимонад

### Unit 6: In my lunch box!

cake /keɪk/ торт  
carrot /kærət/ морковь  
crunch /krʌntʃ/ грызть с хрустом, хрустеть  
drink /drɪŋk/ пить  
dry /draɪ/ сухой  
find out /faɪnd aʊt/ выяснять

Here you are. /hɪə ju: ɑ:ɾ/ Вот,  
пожалуйста.  
lunch box /lʌntʃ bɒks/ коробка с  
завтраком  
munch /mʌntʃ/ жевать  
need /ni:d/ нуждаться  
pasta /pæstə/ макаронные изделия  
potato /pə'teɪtəʊ/ картофель  
rice /raɪs/ рис  
sausage /sɒsɪdʒ/ сосиска  
shopping list /ʃɒpɪŋ list/ список покупок

## Module 4

### Unit 7: Toys for little Betsy!

aeroplane /eə'reɪpleɪn/ самолёт  
elephant /elɪfənt/ слон  
Let me see. /let mi si:/ Дай(те) мне  
подумать.  
musical box /mju:zɪkəl bɒks/  
музыкальная шкатулка  
rocking horse /rɒkɪŋ hɔ:s/  
лошадка-качалка  
tea set /ti: set/ чайный сервиз  
train /treɪn/ поезд  
whose /'hu:z/ чей

### Unit 8: In my room!

armchair /ɑ:mtʃeə/ кресло  
computer /kəm'pjʊ:tə/ компьютер  
desk /desk/ парта, письменный стол  
playroom /pleɪru:m/ игровая комната  
TV /ti: vi:/ телевизор

## Module 5

### Unit 9: Cows are funny!

body /bɒdi/ туловище, тело  
cow /kaʊ/ корова  
fat /fæt/ толстый, тучный  
feet /fi:t/ ступни  
foot /fʊt/ ступня  
get on the train /get ɒn ðə treɪn/ сесть в  
поезд

head /hed/ голова  
leg /leg/ нога  
long /lɒŋ/ длинный  
man /mæn/ мужчина  
men /men/ мужчины  
mice /maɪs/ мыши  
mouse /maʊs/ мышь  
mouth /maʊθ/ рот  
sheep /ʃi:p/ овца  
short /ʃɔ:t/ короткий  
tail /teɪl/ хвост  
teeth /ti:θ/ зубы  
thin /θɪn/ худой  
tooth /tu:θ/ зуб  
track /træk/ путь (железнодорожный)  
woman /wʊmən/ женщина  
women /wɪmɪn/ женщины

### Unit 10: Clever animals!

crawl /krɔ:l/ ползать  
parrot /pærət/ попугай  
rabbit /ræbɪt/ кролик  
seahorse /si:hɔ:s/ морской конёк  
spider /spaɪdə/ паук  
talk /tɔ:k/ говорить, разговаривать  
tortoise /tɔ:təs/ черепаха  
walk /wɔ:k/ ходить

## Module 6

### Unit 11: Grandma! Grandpa!

behind /bɪhaɪnd/ позади, сзади  
bloom /blu:m/ цвести  
car /kɑ:ɾ/ автомобиль  
in front of /ɪn frʌnt əv/ перед  
next to /nekst tə/ рядом, близко  
present /prezənt/ подарок  
room /ru:m/ комната

### Unit 12: My House!

cooker /kʊkə/ кухонная плита  
cupboard /kʌbəd/ шкаф с полками  
everywhere /evri'weə/ везде



fridge /frɪdʒ/ холодильник  
 How many...? /haʊ mæni/ Сколько ...?  
 mirror /mɪrə/ зеркало  
 sofa /səʊfə/ диван

## Module 7

### Unit 13: We're having a great time!

day off /deɪ ɒf/ выходной день  
 drive /draɪv/ водить машину  
 face /feɪs/ лицо  
 make a sandcastle /meɪk ə sændkɑ:səl/ строить замок из песка  
 over there /əʊvə ðeə/ там  
 paint a picture /peɪnt ə pɪktʃə/ рисовать картину  
 piano /pɪæpəʊ/ пианино  
 upside down /ʌpsaɪd daʊn/ вверх ногами  
 watch TV /wɒtʃ ti:vi/ смотреть телевизор

### Unit 14: In the park!

basketball /bɑ:skɪtbɔ:l/ баскетбол  
 bell /bel/ колокольчик  
 fabulous /fæbjʊləs/ потрясающий, изумительный  
 fly a kite /flaɪ ə kaɪt/ запускать воздушного змея  
 hot dog /hɒt dɒg/ сосиска в булочке, хот-дог  
 laugh /lɑ:f/ смеяться  
 mac /mæk/ резиновый плащ, макинтош  
 park /pɑ:k/ парк  
 race /reɪs/ гонка  
 ride a bike /raɪd ə baɪk/ кататься на велосипеде  
 ring /rɪŋ/ звенеть  
 sleep /sli:p/ спать  
 soccer /sɒkə/ футбол

## Module 8

### Unit 15: A fun day!

cartoon /kɑ:'tu:n/ мультфильм  
 clock /klɒk/ часы  
 Friday /fraɪdeɪ/ пятница  
 hand /hænd/ часовая стрелка  
 join /dʒɔɪn/ присоединяться  
 Monday /mʌndeɪ/ понедельник  
 quiz /kwɪz/ викторина  
 Sunday /sʌndeɪ/ воскресенье  
 Thursday /θɜ:'zdeɪ/ четверг  
 Tuesday /tju:zdeɪ/ вторник  
 Wednesday /wenzdeɪ/ среда

### Unit 16: On Sundays

afternoon /ɑ:ftərnʊ:n/ день  
 evening /i:vnɪŋ/ вечер  
 go to bed /gəʊ tə bed/ ложиться спать  
 have a shower /hæv ə ʃaʊə/ принимать душ  
 have breakfast /hæv brekfəst/ завтракать  
 have lunch /hæv lʌntʃ/ обедать  
 have supper /hæv sʌpə/ ужинать  
 listen to music /lɪsən tə mjuzɪk/ слушать музыку  
 morning /mɔ:rnɪŋ/ утро  
 night /naɪt/ ночь  
 relative /relətɪv/ родственник  
 visit /vɪzɪt/ посещать, навещать

## Numbers

eighteen /eɪti:n/ восемнадцать  
 eleven /ɪlevən/ одиннадцать  
 fifteen /fɪfti:n/ пятнадцать  
 fifty /fɪfti/ пятьдесят  
 forty /fɔ:ti/ сорок  
 fourteen /fɔ:ti:n/ четырнадцать  
 nineteen /naɪnti:n/ девятнадцать  
 seventeen /sevənti:n/ семнадцать  
 sixteen /sɪksti:n/ шестнадцать  
 thirteen /θɜ:ti:n/ тринадцать

thirty /θɜːti/ тридцать  
 twelve /twelv/ двенадцать  
 twenty /twenti/ двадцать

## Fun at school

add /æd/ добавлять  
 because /bɪkɒz/ потому что  
 belong /bɪlɒŋ/ принадлежать  
 child /tʃaɪld/ ребёнок  
 circle /sɜːkəl/ круг  
 crocodile /krɒkədail/ крокодил  
 design /dɪzain/ придумывать,  
 конструировать  
 fairy tale /feəri teɪl/ сказка  
 family crest /fæmɪli krest/ фамильный  
 герб  
 figure out /fɪɡər aʊt/ вычислять  
 find out /faɪnd aʊt/ найти ответ  
 hear /hɪə/ слышать  
 in the street /ɪn ðə stri:t/ на улице  
 knew /njuː/ знал  
 know /nəʊ/ знать  
 lizard /lɪzəd/ ящерица  
 mammal /mæməl/ млекопитающее  
 map /mæp/ карта  
 midnight /mɪdnaɪt/ полночь  
 noon /nuːn/ полдень  
 painting /peɪntɪŋ/ картина  
 reptile /reptail/ рептилия  
 scene /siːn/ эпизод  
 set a clock /set ə klɒk/ устанавливать часы  
 snake /sneɪk/ змея  
 square /skweə/ квадрат  
 surname /sɜːneɪm/ фамилия  
 take away /teɪk əweɪ/ вычитать  
 title /taɪtl/ название  
 triangle /traɪæŋɡl/ треугольник  
 whale /weɪl/ кит

## The Toy Soldier

arm /ɑːm/ рука  
 by himself /baɪ hɪmself/ один  
 cheer /tʃɪə/ приветствовать  
 dance on the toes /dɑːns ɒn ðə təʊz/  
 танцевать на носочках

end /end/ конец  
 follow /fɒləʊ/ следовать за  
 How do you do? /haʊ də ju duː/  
 приветствие при знакомстве  
 look out /lʊk aʊt/ выглядывать  
 march /mɑːtʃ/ маршировать  
 poor /pʊə/ бедный  
 put /pʊt/ класть, ставить  
 shout /ʃaʊt/ кричать  
 sky /skaɪ/ небо

## Arthur & Rascal

alright /ɔːtraɪt/ хорошо, в порядке  
 be careful /bi keə'fʊl/ быть осторожным  
 catch /kætʃ/ ловить  
 drop /drɒp/ бросать  
 go home /goʊ hoʊm/ идти домой  
 help /help/ помогать  
 naughty /nɔːti/ непослушный  
 next door /nekst dɔː/ по соседству  
 picnic /pɪknɪk/ пикник  
 prize /praɪz/ приз  
 quick /kwɪk/ быстрый  
 silly /sɪli/ глупый  
 winner /wɪnə/ победитель

## Merry Christmas, everybody!

bring /brɪŋ/ приносить  
 Christmas carol /krɪsməs kærəl/  
 рождественская песня  
 Christmas pudding /krɪsməs pʊdɪŋ/  
 рождественский пуддинг  
 Christmas tree /krɪsməs triː/  
 рождественская елка  
 mince pie /mɪns paɪ/ пирожок с мясом  
 next year /nekst jɪə/ следующий год  
 smell /smel/ чувствовать запах  
 turkey /tɜːki/ индейка  
 wish /wɪʃ/ желать

## Mother's Day

come to mind /kʌm tə maɪnd/ приходить  
 на ум  
 smile /smaɪl/ улыбаться

## Cultural sections on English-speaking countries

### 1. Schools in the UK!

age /eɪdʒ/ возраст  
 nursery school /nɜː'səri sku:l/ детский сад  
 primary school /praɪməri sku:l/ начальная школа  
 spend /spend/ проводить  
 start /stɑːt/ начинать(ся)  
 uniform /juːnɪfɔːm/ форма

### 2. Families near and far!

live /lɪv/ жить

### 3. A bite to eat!

breakfast /breɪkfəst/ завтрак  
 Saturday /sætə'deɪ/ суббота  
 teatime /tiːtaɪm/ чаепитие  
 toast /təʊst/ тост (поджаренный хлебец)

### 4. Tesco Superstore!

electrical item /ɪlektrɪkəl aɪtəm/  
 электроприбор  
 everything /evriθɪŋ/ всё  
 furniture /fɜː'nɪʃə/ мебель  
 game /geɪm/ игра  
 sell /sel/ продавать  
 sportswear /spɔːtswɛə/ спортивная одежда  
 superstore /suːpə'stɔː/ супермаркет

### 5. Animals Down Under!

farm /fɑːm/ ферма  
 fast /fɑːst/ быстрый  
 insect /ɪnsekt/ насекомое  
 interesting /ɪntrestɪŋ/ интересный  
 neck /nek/ шея

### 6. British Homes!

castle /kɑːsl/ замок

cottage /kɒtɪdʒ/ коттедж  
 full of /fʊl əv/ полный (чего-либо)

### 7. Get ready, get set, go!

easy /iːzi/ лёгкий  
 finish /fɪnɪʃ/ заканчивать  
 runner /rʌnə/ бегун  
 sack race /sæk reɪs/ гонка в мешках  
 spoon /spuːn/ ложка  
 take part /teɪk pɑːt/ принимать участие  
 three-legged /θriː legɪd/ трёхногий  
 tie /taɪ/ связывать

### 8. Cartoon Favourites!

owner /əʊnə/ хозяин, владелец  
 sail /seɪl/ плавать, совершать плавание  
 sailor /seɪlə/ моряк  
 spinach /spɪnɪdʒ/ шпинат

## Spotlight on Russia

### 1. Primary Schools in Russia

at work /ət wɜːk/ на работе  
 break /breɪk/ перемена  
 canteen /kæntɪn/ столовая  
 gym /dʒɪm/ спортивный зал  
 Handicraft /hændɪkra:ft/ труд (название предмета)  
 lesson /lesən/ урок  
 library /laɪbrəri/ библиотека  
 Nature Study /neɪtʃə stʌdi/  
 природоведение  
 parent /peərənt/ родитель  
 Reading /riːdɪŋ/ чтение  
 relax /rɪlæks/ отдыхать  
 stay /steɪ/ оставаться

### 2. Families in Russia

aunt /ɑːnt/ тётя  
 cousin /kʌzən/ двоюродный брат /сестра  
 for short /fɔː ʃɔːt/ кратко, сокращённо  
 uncle /ʌŋkəl/ дядя

### 3. I scream for ice cream!

café /kæfeɪ/ кафе  
 festival /festɪvəl/ фестиваль, праздник  
 flavour /fleɪvə/ вкус  
 outside /aʊtsaɪd/ на улице, вне дома  
 scream /skri:m/ кричать, визжать  
 vanilla /vænɪlə/ ванильный

### 4. Everybody likes presents!

grandparent /grænpærənt/ дедушка и бабушка  
 granddaughter /grændɔ:tə/ внучка

### 5. Grandpa Durov's Wonderland

actor /æktə/ актёр, артист  
 bear /beə/ медведь  
 camel /kæməl/ верблюд  
 hippo /hɪpəʊ/ бегемот, гиппопотам  
 pigeon /pɪdʒɪn/ голубь  
 pony /pəʊni/ пони  
 theatre /θi:ətə/ театр  
 trick /trɪk/ трюк, фокус  
 unusual /ʌnju:zʊəl/ необычный

### 6. House museums in Russia

artist /ɑ:tɪst/ художник  
 composer /kəmˈpəʊzə/ композитор  
 famous /feɪməs/ известный, знаменитый  
 museum /mju:zi:əm/ музей  
 past /pɑ:st/ прошлое  
 poet /pəʊt/ поэт  
 such as /sʌtʃ əz/ такой как  
 writer /raɪtə/ писатель

### 7. Fun after school

costume /kɒstju:m/ костюм  
 drama class /drɑ:mə/ театральный кружок  
 judo /dʒu:dəʊ/ дзюдо  
 karate /kəˈrɑ:tɪ/ карате  
 martial arts /mɑ:ʃl ɑ:ts/ боевые искусства  
 put on a play /pʊt ɒn ə pleɪ/ ставить пьесу


### 8. Cartoon time

bright /braɪt/ яркий  
 hare /heə/ заяц


### Classroom English


Are you ready? /ə ju: redɪ/ Вы готовы?  
 Change seats. /tʃeɪndʒ si:ts/ Пересядьте.  
 Clap your hands. /klæp jɔ: hændz/  
 Хлопайте в ладоши.  
 Get ready. /get redɪ/ Подготовьтесь.  
 Pick a card. /pɪk ə kɑ:d/ Выберите карточку.  
 Present it to the class. /prɪzent ɪt tə ðə klɑ:s/  
 Представьте (это) классу.  
 Show your photos to the class. /ʃəʊ jɔ: fəʊtəʊz tə ðə klɑ:s/  
 Покажите свои фотографии классу.  
 Stamp your feet. /stæmp jɔ: fi:t/  
 Потопайте ногами.  
 Try again. /traɪ əɡeɪn/ Попробуйте еще раз.  
 Well done! /wel dʌn/ Хорошо!  
 What's the matter? /wɒts ðə mətə/ Что случилось?  
 What's wrong? /wɒts rɒŋ/ Что случилось?  
 Work in pairs. /wɜ:k ɪn peəz/ Работайте в парах.

# Instructions


 Read and write their names.  
-----  
Прочитай и запиши их имена.


 Chit-Chat  
-----  
Беседа

 Listen and sing along!  
-----  
Слушаем и поём вместе!

 Look, read and choose.  
-----  
Посмотри, прочитай и выбери.


 Let's play!  
-----  
Давай поиграем!

 Listen and repeat.  
-----  
Слушай и повторяй.


 Listen and read.  
-----  
Прослушай и прочитай.


 Copy the table and complete it.  
-----  
Перерисуй таблицу и заполни её.


Which subjects do you have at school? Are they the same or different?


 -----  
Какие предметы ты изучаешь в школе? Такие же или другие?


 Read and say.  
-----  
Прочитай и скажи.

 Read and answer the questions.  
-----  
Прочитай и ответь на вопросы.


 Match the pictures to the correct shape.  
-----  
Подбери картинке соответствующую форму


 Look and write.  
-----  
Посмотри и напиши.

 Listen and point.  
-----  
Послушай и покажи.


 Choose one colour you like.  
-----  
Выбери понравившийся цвет.

 Look and find the words.  
-----  
Посмотри и найди слова.


 What's in your lunch box? Choose 3 things and draw.


 Что у тебя в коробке с ланчем? Выбери 3 продукта и нарисуй.


 Put the words on the right train.  
-----  
'Посади слово на нужный поезд'.


 Read again and correct.  
-----  
Прочитай снова и исправь.


 Which animal have I got? Guess!  
-----  
Какое у меня животное? Угадай!


 Complete the sentences.  
-----  
Закончи предложения.


 Help Lulu with her poem! Write in your notebooks.


 Помоги Лулу сочинить стихотворение. Запиши его в тетради.


 Sing and do!  
-----  
Пой и выполняй!


 Mime and ask your friends to guess!  
-----  
Изобрази и попроси друзей угадать.

 What are they doing? Listen and match.

 Что они делают? Послушай и подбери правильный ответ.

 Listen and write the days.  
-----  
There is one extra day.  
-----  
Послушай и запиши дни недели.  
Один день лишний.

 Read and fill in.  
-----  
Прочитай и заполни.

 Read and act out.  
-----  
Прочитай и разыграй сценку.

# Spotlight 3



## Компоненты УМК:

### ✓ Учебник

- Рабочая тетрадь
- Книга для учителя
- Языковой портфель
- Контрольные задания
- Аудиокурс для занятий в классе
- Электронное приложение к учебнику с аудиокурсом для самостоятельных занятий дома (ABBYY Lingvo)
- Сборник упражнений
- Раздаточный материал (можно скачать бесплатно с сайта)
- Постеры
- Видеокурс на DVD (DVD-video)
- DVD-ROM
- Программное обеспечение для интерактивной доски
- Рабочие программы. Предметная линия учебников «Английский в фокусе». 2—4 классы
- Книга для родителей

## Интернет-сайт УМК:

<http://prosv.ru/umk/spotlight>

ISBN 978-5-09-028968-9



9 785090 289689



Express Publishing



ПРОСВЕЩЕНИЕ  
ИЗДАТЕЛЬСТВО